

Punyashlok Ahilyadevi Holkar Solapur University, Solapur



NAAC Accredited – 2015 B-Grade CGPA- 2.62

Name of the Faculty: Science & Technology

**CHOICE-BASED CREDIT SYSTEM SYLLABUS:
ELECTRICAL ENGINEERING**

Name of the Course: Final Year B. Tech

(Syllabus to be implemented w.e.f. June 2023-24)



Punyashlok Ahilyadevi Holkar Solapur University, Solapur
Faculty of Engineering & Technology
B. Tech (Electrical Engineering)
PROGRAMME: BACHELOR OF ELECTRICAL ENGINEERING

PROGRAMME OBJECTIVES

A. PROGRAM EDUCATIONAL OBJECTIVES

1.	Deliver fundamental as well as advanced knowledge with research initiatives in the field of electrical engineering with emphasis on state-of-the-art technology.
2.	Graduates will demonstrate measurable progress in the fields they choose to pursue.
3.	Design and develop technically feasible solutions for real world applications which are economically viable leading to societal benefits.
4.	To nurture graduates to be sensitive for ethical, societal and environmental issues while conducting their professional work.

B. PROGRAMME OUTCOMES

Students attain the following outcomes: -

1.	Engineering knowledge: Apply the knowledge of mathematics, science, engineering fundamentals, and an engineering specialization to the solution of complex engineering problems.
2.	Problem analysis: Identify, formulate, review research literature, and analyze complex engineering problems reaching substantiated conclusions using first principles of mathematics, natural sciences, and engineering sciences.
3.	Design/development of solutions: Design solutions for complex engineering problems and design system components or processes that meet the specified needs with appropriate consideration for the public health and safety, and the cultural, societal, and environmental considerations.
4.	Conduct investigations of complex problems: Use research-based knowledge and research methods including design of experiments, analysis and interpretation of data, and synthesis of the information to provide valid conclusions.
5.	Modern tool usage: Create, select, and apply appropriate techniques, resources, and modern engineering and IT tools including prediction and modeling to complex engineering activities with an understanding of the limitations.

6.	The engineer and society: Apply reasoning informed by the contextual knowledge to assess societal, health, safety, legal and cultural issues and the consequent responsibilities relevant to the professional engineering practice.
7.	Environment and sustainability: Understand the impact of the professional engineering solutions in societal and environmental contexts, and demonstrate the knowledge of, and need for sustainable development.
8.	Ethics: Apply ethical principles and commit to professional ethics, responsibilities, and norms of the engineering practice.
9.	Individual and team work: Function effectively as an individual, and as a member or leader in diverse teams, and in multidisciplinary settings.
10.	Communication: Communicate effectively on complex engineering activities with the engineering community and with society at large, such as, being able to comprehend and write effective reports and design documentation, make effective presentations, and give and receive clear instructions.
11.	Project management and finance: Demonstrate knowledge and understanding of the engineering and management principles and apply these to one's own work, as a member and leader in a team, to manage projects and in multidisciplinary environments.
12.	Lifelong learning: Recognize the need for, and have the preparation and ability to engage in independent and life-long learning in the broadest context of technological change.

C. PROGRAMME SPECIFIC OUTCOMES

1.	An ability to specify, design and analyze Power System, Electrical Machinery, Electronic Circuits, Drive Systems, Lightning Systems and deliver technological solution by adapting advances in allied disciplines.
2.	Apply knowledge of electrical engineering to meet the desired needs within realistic constraints viz. economical, ethical, and environmental and safety.
3.	Apply modern software tools for design, simulation and analysis of electrical systems to successfully adapt in multi-disciplinary environments.



Punyashlok Ahilyadevi Holkar Solapur University, Solapur
Faculty of Engineering & Technology
B. Tech (Electrical Engineering)

Choice-Based Credit System Syllabus Structure of B. Tech Electrical Engineering W.E.F. 2023-2024 Semester I

Course Code	Theory Course Name	Hrs./week			Credits	Examination Scheme				
		L	T	P		ISE	ESE	ICA	Total	
EL 411	Power Quality and FACTS	3	-	-	3	30	70	-	100	
EL 412	Signals and System	2	1	-	3	30	70	25	125	
EL 413	Switchgear and Protection	3	-	-	3	30	70	-	100	
EL 414	Professional Elective-I	3	-	-	4	30	70	-	100	
EL 415	Professional Elective-II	3	1	-	4	30	70	25	125	
Sub Total		15	2	-	17	150	350	50	550	
Laboratory Course Name							ESE			
							POE	OE		
EL 411	Power Quality and FACTS	-	-	2	1	-	-	25	25	50
EL 413	Switchgear and Protection	-	-	2	1	-	50	-	25	75
EL 414	Professional Elective-I	-	-	2	1	-	-	-	25	25
EL 416	Seminar on Industrial Training	-	-	-	-	-	-	-	25	25
EL 417	Project Phase-I	-	-	4	2	-	-	50	25	75
Sub Total		--	-	10	5	-	125		125	250
Grand Total		15	2	10	22	150	475		175	800

Abbreviations: L- Lectures, P –Practical, T- Tutorial, ISE- In semester Exam, ESE - End Semester Exam, ICA- Internal Continuous Assessment, ESE - University Examination (Theory &/ POE &/Oral examination)



Punyashlok Ahilyadevi Holkar Solapur University, Solapur
Faculty of Engineering & Technology
B. Tech (Electrical Engineering)

Choice-Based Credit System Syllabus Structure of B. Tech Electrical Engineering W.E.F. 2023-2024 Semester II

Course Code	Theory Course Name	Hrs./week			Credits	Examination Scheme				
		L	T	P		ISE	ESE	ICA	Total	
# EL 421	Self-Learning Module - III	-	-	-	2	-	50	-	50	
# EL 422	Self-Learning Module – IV	-	-	-	2	-	50	-	50	
Sub Total		-	-	-	4	-	100	-	100	
<i>Laboratory Course Name</i>										
						ESE				
						POE	OE			
EL 423	Project Phase-II (Capstone Project)	-	-	20	10	-	-	100	100	200
*EL 424	Internship				4	-		100	-	100
Sub Total		-	-	20	10	-	200	100	300	
Grand Total		-	-	20	14	-	200	100	300	

Abbreviations: L- Lectures, P –Practical, T- Tutorial, ISE- In Semester Exam, ESE - End Semester Exam, ICA- Internal Continuous Assessment, ESE - University Examination (Theory &/ POE &/Oral examination)

Students shall select Self-Learning Modules - III and IV from the course list. Students must appear and pass university examinations.

OR

Students can take NPTEL/SWAYAM/MOOC courses which shall be of minimum eight weeks duration from the approved platform and appear for examination or equivalent certification.

OR

* Students should undergo a three-month internship. Students undergoing internship and completing a project sponsored by the same Industry/Organization have to submit an internship and project report separately to obtain four credits for EL 424.

Note –

1. Batch size for the practical /tutorial shall be of 15 students. On forming the batches, if the strength of the remaining students exceeds 8, then a new batch shall be formed.
2. Vocational Training (evaluated at Final Year Part-I) of a minimum of 15 days shall be completed in any vacation after S.Y. Part-I, but before Final Year Part-I & the report shall be submitted and evaluated in Final Year Part-I.
3. Project group for Final Year (Electrical Engineering) Part I and Part II shall not be of more than **four** students.
4. ICA assessment shall be a continuous process based on student's performance in – class tests, assignments, homework, subject seminars, quizzes, open book test, laboratory test and their interaction, and attendance for theory and lab sessions as applicable.
5. **Students should undergo three months internship (For the Entire 8th Semester) or shall select Self Learning Module-III & IV from the course list and must have to appear and pass for university examination or can take NPTEL/SWAYAM/MOOC courses which shall be of minimum eight weeks duration from the approved platform and submit certificate of completion along with the assessment marks in lieu of University and Institute Examination.**
6. In Project phase-I students shall select Sponsored / Industry oriented / In –House projects which should cover Literature survey, Problem statement finalization, and Synopsis submission of proposed work. Students shall submit a hard copy of synopsis and progress report only after delivering the seminar.
7. Project phase II can be a Capstone project/Industry sponsored project which shall be the implementation of the problem statement decided as in phase-I. A hard copy of the final report shall be submitted to the department after successful completion of the project. Student can carry out project phase II as sponsored/In House project
8. Students can avail semester long internship/ apprentice/ industrial training and the report submitted by student will be accepted as the project work only if, project guide accepts this work and examination panel approves the same. (Student should continuously report their work to the project guide and should be periodically evaluated by the internal examiners at college level).
9. Minimum one Industrial Visit for Professional Elective-I based on given syllabus.

Professional Elective Courses: Student shall choose any one course of the following

Elective No	Semester	Course Code	Electrical Power System	Course Code	Control System & Drives	Course Code	Recent trends
Professional Elective I	VII	EL 414.1	High Voltage Engineering	EL 414.3	Programmable Logic Control and SCADA	EL 414.5	Neural Networks & Fuzzy Logic Control
		EL 414.2	Power System and Operation Control	EL 414.4	Instrumentation Process Control & Robotics	EL 414.6	Smart Grid Technology
Professional Elective II	VII	EL 415.1	Power System Planning	EL 415.3	Special Purpose Machines and its control	EL 415.5	Applications in Solar Energy Technology
		EL 415.2	Extra High Voltage AC Transmission	EL 415.4	Advanced Electrical Drives	EL 415.6	Electric and Hybrid Vehicle
Self-Learning Module-III	VIII	EL 421.1	Electrical Estimation, Installation and Testing	EL 421.2	Mechatronics	EL 421.3	Alternate Energy Systems
		EL 421.4	Students can select & enroll for an approved minimum eight-week technical course from various NPTEL/SWAYAM technical courses, or any other approved MOOC platform, complete its assignments and appear for a certification examination conducted by NPTEL, SWAYAM or respective MOOC platform. BOS Chairman / Coordinator will announce the list of approved NPTEL/MOOC online courses/areas of minimum eight weeks duration for 'Self Learning Module-III' from the available NPTEL/SWAYAM/MOOC courses and will make them available to students through the University website.				
Self-Learning Module-IV	VIII	EL 422.1	Electrical Energy Audit and Management	EL 422.2	High Voltage DC Transmission	EL 422.3	Illumination Engineering
		EL 422.4	Students can select & enroll for an approved minimum eight-week technical course from various NPTEL/SWAYAM technical courses, or any other approved MOOC platform, complete its assignments and appear for certificate examination conducted by NPTEL, SWAYAM or respective MOOC platforms. BOS Chairman / Coordinator will announce the list of approved NPTEL/MOOC online courses/areas of minimum eight weeks duration for 'Self Learning Module-III' from the available NPTEL/SWAYAM/MOOC courses and will make them available to students through the University website.				

SEMESTER-I



Punyashlok Ahilyadevi Holkar Solapur University, Solapur
B.Tech. Electrical Engineering
Semester-I
POWER QUALITY AND FACTS (EL411)

Teaching Scheme

Theory: - 3 Hrs/Week, 3 Credits

Practical: - 2 Hrs/Week, 1 Credit

Examination Scheme

ESE – 70 Marks

ISE- 30Marks

ICA-25Marks

OE- 25Marks

• **Course Prerequisite:**

Student shall have knowledge of Electrical Power system concepts, basic electrical and power Electronics.

• **Course Objectives**

- 1 To study the various issues affecting power quality, their production, monitoring and suppression.
- 2 To study various methods of power quality monitoring & To study to apply appropriate solution techniques for power quality Problem
- 3 To study the importance of Reactive power compensation

• **Course Outcome**

After Completion of this Course

- 1 Student will be able to get the in-depth understanding of power quality issues & standards.
- 2 Students will be able to understand working of power quality improving Equipment's.
- 3 Student will able to understand series compensator devices
- 4 Student will able to understand various method of improving real and reactive power

SECTION-I

Unit 1 Introduction to Power Quality

(08 Hrs.)

• **Prerequisite:**

Basic of power System concepts

• **Objectives:**

- 1 To introduce students about power quality
- 2 To understand the Power Quality standard

• **Outcome**

After completing this unit, students -

- 1 Can define Power Quality Issues
- 2 Can understand the Power Quality Standard

• **Unit Content:**

Terms and definitions: Overloading - under voltage - over voltage. Concepts of transients – short duration variations such as interruption - long duration variation such as sustained

interruption. Sags and swells - voltage sag - voltage swell - voltage imbalance - voltage fluctuation – power frequency variations. International standards of power quality, Computer Business Equipment, Manufacturers Associations (CBEMA) curve

- **Content Delivery Methods:**

Chalk and talk, Power point presentations

Unit 2 Harmonics

(07 Hrs.)

- **Prerequisite:**

Harmonics and transients, Mathematics

- **Objectives:**

- 1 To introduce students about Harmonics and Transient.
- 2 To understand the IEEE and IEC Standard

- **Outcome**

After completing this unit, students -

- 1 Will be able to understand Harmonics and mitigation method.
- 2 Will be able to calculate Harmonics

- **Unit Content:**

Harmonic sources from commercial and industrial loads, locating harmonic sources, Power system response characteristics - Harmonics Vs transients, Effect of harmonics – harmonic distortion -voltage and current distortion - harmonic indices - inter harmonics - resonance. Harmonic distortion evaluation - devices for controlling harmonic distortion - passive and active filters. IEEE and IEC standards

- **Content Delivery Methods:**

Chalk and talk, Power point presentations

Unit 3 Power Quality Monitoring

(05 Hrs.)

- **Prerequisite:**

Knowledge of Equipment's

- **Objectives:**

- 1 To introduce students about Process of Monitoring and measurements.

- **Outcome**

After completing this unit, students -

- 1 Will be able to understand Power Quality monitoring
- 2 Will be able to get knowledge of instruments.

- **Unit Content:**

Monitoring considerations - monitoring and diagnostic techniques for various power quality problems, Power quality Measurement Equipment

- **Content Delivery Methods:**

Chalk and talk, Power point presentations

SECTION-II

Unit 4 FACTS Concepts and Static Shunt Compensator

(08 Hrs.)

- **Prerequisite:**

Power system network, Reactive power compensation

- **Objectives:**

- 1 To Study the importance of Reactive power compensation
- 2 To study the variation of power, their production, monitoring and suppression

- **Outcome**

After completing this unit, students -

- 1 Student will able to understand various method of improving real and reactive power

- **Unit Content:**

Introduction of the FACTS devices, its importance in transmission Network, Basic types of FACTS controller, Objectives of the shunt compensation, method of controller VAR generation, static VAR compensators: SVC and STATCOM, Comparison between $V-I$ and $V-Q$ Characteristics of STATCOM and SVC

- **Content Delivery Methods:**

Chalk and talk, Power point presentations

Unit 5 Static Series Compensator

(07 Hrs.)

- **Prerequisite:**

Reactive power compensation

- **Objectives:**

- 1 To study the variation of power, their production, monitoring and suppression

- **Outcome**

After completing this unit, students -

- 1 Student will able to understand series compensator devices

- **Unit Content:**

Objectives of the series compensation, variable Impedance type series compensation (GCSC, TSSC TCSC & SSSC) switching converter type series compensators, characteristics of series compensator.

- **Content Delivery Methods:**

Chalk and talk, Power point presentations

Unit 6 TCVR, TCPAR and Combined Compensators (UPFC and IPFC)

(05 Hrs.)

- **Prerequisite:**

Reactive power compensation

- **Objectives:**

- 1 To study the variation of power, their production, monitoring and suppression

- **Outcome**

After completing this unit, students -

- 1 Student will able to understand TCVR & TCPAR devices, Student will able

to understand UPFC & IPFC devices

- **Unit Content:**

Objective of voltage and phase angle regulators, approaches to TCVR and TCPAR, switching converter-based Voltage and Phase angle Regulators, Basic operating principles of UPFC, control structure of UPFC, Basic operating principles and characteristics of IPFC, Control structure and applications of IPFC.

- **Content Delivery Methods:**

Chalk and talk, Power point presentations

- **Text Books:**

- 1 Understanding FACTS-Concepts and Technology of FACTS by Narain G Hingorani, Laszlo Gyugyi, Standard Publishers
- 2 FACTS Controller in Power Transmission and Distribution by K R Padiyar Static Reactive power compensation By T.J.E. Miller, Jhon Wiley & Sons Network

ICA: -Minimum Eight experiments based on above syllabus.



Punyashlok Ahilyadevi Holkar Solapur University, Solapur
B.Tech. Electrical Engineering
Semester-I
SIGNALS AND SYSTEMS (EL412)

Teaching Scheme

Theory: - 2Hrs/Week, 2 Credits

Tutorial: - 1Hr/Week, 1 Credit

Examination Scheme

ESE – 70 Marks

ICA – 25 Marks

ISE- 30 Marks

• **Course Prerequisite:**

Students shall have a mathematical background of differential equations, differentiation and integration. He/She shall also have basic knowledge of Z transform.

• **Course Objectives**

- 1 To make students understand mathematical description, graphical representation, transformation and classification of signals
- 2 To make students understand the concept of systems, their classification and properties.
- 3 To make students understand LTI system analysis in time domain using convolution and investigation of LTI system properties by Impulse response.
- 4 To make students understand use of frequency domain analysis tools like Fourier Transform and Z Transform for LTI systems.
- 5 To make students understand the concept of Discrete Fourier Transform, need of Fast Fourier Transform and its computation.

• **Course Outcome**

After Completion of this Course

- 1 Identify basic signals, mathematically and graphically represent, transform and classify CT and DT signals
- 2 Classify different systems and state their properties.
- 3 Analyze LTI systems in the time domain using convolution and investigate their properties using Impulse response.
- 4 Use Fourier and Z Transform for analyzing systems in frequency domain and use their properties.
Compute DFT and FFT of DT sequences.

SECTION-I

Unit 1 Introduction to Signals

(07 Hrs.)

• **Prerequisite:**

Basic Mathematics

• **Objectives:**

- 1 To introduce to student different types of signals and their representations.
- 2 To make student perform signal transformations and arithmetic operations on continuous time & discrete time signals

• **Outcome**

After completing this unit, students -

- 1 Is able to describe mathematically, sketch and label different basic signals.
- 2 Is able to classify the given continuous time or discrete time signal into different types such as even/odd, energy / power signals, periodic / non-periodic signals etc.
- 3 Is able to perform different time transformations such as shifting, scaling & reversal on a given signal.
- 4 Is able to perform different arithmetic operations on given signals.

- **Unit Content:**

Definition of signals, Classification of signals, Continuous time, discrete time & digital signal, Different types of elementary Continuous and Discrete time signals (Unit step, Unit Impulse, Exponential, Sinusoidal, Unit ramp), rectangular signal, sinc signal, Properties of Unit Impulse, Operations on signals: time shifting, time reversal, Amplitude scaling, time scaling, signal addition & subtraction, signal multiplication, multiple signal transformations, precedence rule, Properties of CT & DT signals (Periodic, non-periodic, Even and Odd signals, Causal-Non causal, Deterministic & Non-deterministic), energy and power of Continuous time signal and discrete time signal,

- **Content Delivery Methods:**

Chalk and talk, PowerPoint presentations

- **Assessment Methods:**

Different types of signals, signal transformations, and classification of signals (numerical approach)

Unit 2 Introduction to Systems

(07 Hrs.)

- **Prerequisite:**

Basic Mathematics

- **Objectives:**

- 1 To introduce to students' different types of systems.
- 2 To introduce to students' different system properties

- **Outcome**

After completing this unit, students -

- 1 Describe different systems represented by input / output relations.
- 2 Classify the given systems into different types such as static/dynamic, linear/nonlinear, causal/noncausal, stable/unstable, time invariant/ time variant, invertible/non-invertible.

- **Unit Content:**

Definition of system, Classification of Continuous time signal and discrete time systems, lumped and distributed parameter systems, static and dynamic systems, causal and non-causal systems, linear and nonlinear systems, time variant and invariant systems, stable and unstable systems, invertible & noninvertible systems

- **Content Delivery Methods:**

Chalk and talk, Power point presentations

- **Assessment Methods:**

Numerical related to System properties

Unit 3 Linear Time-Invariant Systems

(06 Hrs.)

- **Prerequisite:**

Basic signals, properties of signals & systems

- **Objectives:**

- 1 To make student understand representation of continuous time signals & discrete time signals in terms of unit impulse signal.
- 2 To make student understand the convolution operation.
- 3 To compute the convolution sum / integral of given signals.

- **Outcome**

After completing this unit, students -

- 1 Compute the convolution sum/ Integral of given signals.
- 2 Identify the system properties using given impulse response of the system.

- **Unit Content:**

Introduction to system analysis, Representation of discrete time signals in terms of impulse, Impulseresponse, Response of DT-LTI system: Convolution sum (Graphical & Analytical method), Response of CT-LTI systems: Convolution Integral, Properties of convolution, Properties of DT-LTI system and CT-LTI system (Dynamicity, invertibility, Causality, stability, unit step response)

- **Content Delivery Methods:**

Chalk and talk, Power point presentations

- **Assessment Methods:**

Convolution sum / integral computation, properties of convolution, Properties of DT-LTI system, Properties of CT-LTI system

SECTION-II

Unit 4 Z Transform

(07 Hrs.)

- **Prerequisite:**

Understanding of basic signals, Geometric Progression & basic mathematics

- **Objectives:**

- 1 To make student understand need of Z Transform & Z domain representation of time domain DTsignals with ROC.
- 2 To make student understand different properties of Z transform and compute Inverse Z Transform
- 3 To make students compute the response of DT LTI system using Z transform.

- **Outcome**

After completing this unit, students -

- 1 Is able to use Z transform for analysis of DT systems.
- 2 Is able to identify the Region of Convergence of Z transform.
- 3 Is able to compute Inverse Z Transform.
- 4 Is able to compute the response of DT LTI system using Z transform.

- **Unit Content:**

Z -transform: Z transform & region of convergence of finite and infinite duration DT signals. Properties of region of convergence. Properties of Z transform (Statement, Proof and Numerical): Linearity, Time scaling, Time Shifting, Convolution, differentiation (Multiplication by 'n'), Initial value theorem, Final value theorem.

Inverse Z transform: Power series method, Partial fraction expansion method, Residue method

- **Content Delivery Methods:**

Chalk and talk, Power point presentations

- **Assessment Methods:**

Proofs of Z transform properties, Numerical on Z and inverse Z transform.

Unit 5 Fourier Transform

(07 Hrs.)

- **Prerequisite:**

Understanding of basic signals & basic mathematics

- **Objectives:**

- 1 Analysis of signals in frequency domain using Fourier transform
- 2 Different properties of Fourier transform.

- **Outcome**

After completing this unit, students -

- 1 Compute Fourier transform.
- 2 Use different Fourier transform properties.

- **Unit Content:**

Continuous time Fourier transform:

Introduction to Fourier series & Fourier transform, Convergence of Fourier transform, phase and magnitude spectrum, Properties (Statement, Proof & Numerical): Linearity, Time shifting, Frequency shifting, time scaling, frequency differentiation, time differentiation, convolution.

Discrete time Fourier transforms:

Introduction, Relation between Z transform and DT Fourier transform, existence of DT Fourier transform, Properties (Statement, Proof & Numerical): Linearity, Periodicity, Time shifting, Frequency shifting, time reversal, differentiation, convolution in time domain, convolution in frequency domain and Parsevals theorem.

- **Content Delivery Methods:**

Chalk and talk, PowerPoint presentations

- **Assessment Methods:**

Proofs of Fourier transform properties, Numerical on CT and DT Fourier transform.

Unit 6 Discrete Fourier Transform

(06 Hrs.)

- **Prerequisite:**

Understanding of basic signals, Geometric Progression & basic mathematics

- **Objectives:**

- 1 DFT and IDFT and their properties
- 2 Need of FFT, DIT-FFT and DIF-FFT algorithms.

- **Outcome**

After completing this unit, students -

- 1 Compute 4 point and 8-point DFT.
- 2 Use DFT properties
- 3 Compute FFT using DIT-FFT and DIF-FFT algorithms.

- **Unit Content:**

- Discrete Fourier Transform:**

- Introduction, 4- & 8-point DFT & IDFT, Properties: Linearity, Time shifting, Shift in K domain, Conjugate symmetry, Time reversal, linear convolution

- Fast Fourier Transform:**

- Need of FFT, 8-point DITFFT algorithm and 8-point DIFFFT algorithm

- **Content Delivery Methods:**

Chalk and talk, PowerPoint presentations

- **Assessment Methods:**

Proofs of DFT properties, Numerical on DFT, IDFT and FFT algorithms.

- **Text Books:**

- 1 Signals and Systems, A.V. Oppenheim, A. S. Wilsky, PHI Publication.
- 2 Signals and Systems, Simon Haykin, Barry Van Veen, John Wiley & Sons
- 3 Introduction to Analog and Digital Communications, Simon Haykins, Wiley India
- 4 "Signals and Systems", Dr. D.D. Shah & Prof. A.C. Bhagali, Mahalaxmi Publication Kolhapur

- **Reference Books:**

- 1 M. J. Roberts and Govind Sharma, "Fundamentals of Signals and Systems", 2nd edition GrawHill, 2010
- 2 Lathi B. P., "Signal & Systems", Oxford University press, 2nd Ed. 1998
- 3 Salivahan S., "Digital Signal Processing", TMH Publication, 2001.
- 4 A. Nagoor Kani, "Signals and Systems", McGraw Hill
- 5 P. Ramesh Babu & R. Ananda Natarajan, "Signals and Systems", 4/e- SciTech
- 6 "Signals and Systems" Ghosh, Pearson Education.
- 7 "Signals, Systems and Transforms" Charles Phillips, Pearson Education, Third Edition,

ICA: -Minimum Eight Tutorials based on above syllabus.



Punyashlok Ahilyadevi Holkar Solapur University, Solapur
B.Tech. Electrical Engineering
Semester-I
SWITCHGEAR AND PROTECTION (EL413)

Teaching Scheme

Theory: - 3 Hrs/Week, 3 Credits

Practical: - 2 Hrs/Week, 1 Credit

Examination Scheme

ESE – 70 Marks

ISE- 30Marks

ICA-25Marks

POE- 50Marks

• **Course Objectives:**

To impart the basic knowledge regarding:

1. Need of protection
2. Basic power system protection concepts
3. Different protection schemes
4. Protection of different power system equipment's

• **Course Outcomes:**

1. Students will be able to know operating principles of different relays used for protection.
2. Student will be able to get the in-depth understanding of how the major equipment's used in the power system are being protected against faults and abnormal conditions

SECTION-I

Unit-1 Protective Relays

(07 Hrs.)

• **Prerequisite:**

Basic power system protection concepts & basic of relay

• **Objectives:**

1. Study of operating principles of different relays
2. Study needs of relay in protection system
3. Study of theory & construction of different relay

• **Outcomes:**

1. Can identify faults in system with protective relay
2. Is able to apply concepts of operating principles for protection
3. Can compare between various relay for protection

• **Unit Content:**

Need of protective relaying, Desirable qualities, zone of protection, primary & back up protection, attracted armature, balanced beam, moving coil relays, theory and construction of induction disc and induction cup type electromagnetic relays, theory of torque production in induction relays, static relay, microprocessor-based relaying (Block diagram and flow chart), Instrument transformers: CT burden, saturation and knee point voltage and type of PTs

• **Content Delivery Methods:**

Chalk and talk, power point presentations

- **Assessment Methods:**

Theory questions related to construction & operation of different relay and derivations related to relay operation.

Unit-2: Over Current Protection and Differential Protection

(07 Hrs.)

- **Prerequisite:**

Different protection schemes

- **Objectives:**

1. Study of operating principle of fuse & differential protection
2. Study of theory & construction of differential schemes
3. Study of theory & construction of different fuses.

- **Outcomes:**

1. Can identify different protection scheme
2. Is able to apply protection with different schemes.

- **Unit Content:**

Fuse: Re-wirable and HRC fuse, fuse characteristics, application and selection of fuse. Plug Setting, time setting (Simple numerical on PSM & TSM), radial feeder and ring mains protection, relay coordination, earth fault and phase fault relays, directional relay, static relay (block diagram for over current relays), microprocessor-based o/c relay, numerical on over current relays Simple differential relay, percentage differential relay, line protection

- **Content Delivery Methods:**

Chalk and talk, power point presentations

- **Assessment Methods:**

Simple numerical on calculation of PSM & TSM & Theory questions related to differential Schemes.

Unit-3 Distance Protection

(07 Hrs.)

- **Prerequisite:**

Distance protection schemes & microprocessor

- **Objectives:**

1. Study of operating principle distance protection.
2. Study of theory & construction of distance schemes
3. Study of different zones of protection.

- **Outcomes:**

1. Can identify fault in different zones of protection
2. Is able to apply protection distance protection.

- **Unit Content:**

Impedance, reactance and admittance characteristics relay settings for 3-zone protection, carrier aided protection scheme, out of step blocking scheme, electromagnetic and static relays for transmission line protection, and microprocessor-based impedance, reactance and mho relays

- **Content Delivery Methods:**

Chalk and talk, power point presentations

- **Assessment Methods:**

Theory questions related to different distance protection schemes

SECTION-II

Unit-4 Equipment Protection

(06 Hrs.)

- **Prerequisite:**

Working of Generator, Transformer, Bus-bar

- **Objectives:**

1. Study of operating principle of equipment protection.
2. Study of protection of different power system equipment's

- **Outcomes:**

1. Can identify fault in different zones of protection
2. Is able to apply protection to different equipment.

- **Unit Content:**

Transformer protection: Different types of faults in transformer, overcurrent protection of transformer, percentage differential protection of transformer, harmonic restraint scheme, Buchholz relay for incipient faults, protection against over-fluxing

Generator protection: stator earth fault, phase fault, stator current unbalance (NPS) protection, rotor overheating, earth fault protection, excitation failure and protection against motoring, generator-transformer unit protection.

Induction motor protection - Protection of induction motors against different faults and abnormal conditions

Bus-bar protection – Introduction, Differential protection of bus-bars, backup protection of bus-bars

- **Content Delivery Methods:**

Chalk and talk, power point presentations

- **Assessment Methods:**

Theory questions related to different equipment protection schemes

Unit-5 Circuit Breakers:

(06 Hrs.)

- **Prerequisite:**

Concept of resistivity

- **Objectives:**

1. To introduce student basic phenomenon in operation of circuit breaker.
2. Study of arc interruption methods in circuit breakers.

- **Outcomes:**

1. Can analyse different arc interruption methods.
2. To make student understand concepts of RV, RRRV & TRV

- **Unit Content:**

Voltage-current characteristics of arc, principles of DC and AC arc interruption, high resistance and

current zero interruption, arc voltage, expression for transient re-striking voltage (TRV), recovery voltage, RRRV and resistance switching, current chopping, capacitive current interruption, Simple numerical on the calculation of TRV, RRRV etc.

- **Content Delivery Methods:**

Chalk and talk, power point presentations

- **Assessment Methods:**

Simple numerical on calculation of RV, RRRV & Theory questions related to above Contents

Unit-6 Types of Circuit Breakers:

(06 Hrs.)

- **Prerequisite:**

Arc formation process

- **Objectives:**

1. Study of different types of circuit breaker.
2. Study of arc interruption methods in circuit breakers.

- **Outcomes:**

1. Can understand the construction & operation of circuit breakers.
2. Can compare different types of circuit breaker

- **Unit Content:**

Classification of circuit breakers, brief study of construction and working of bulk oil and minimum oil CB, Air break and Air Blast CB, SF₆ and Vacuum CB, MCB and MCCB, HVDC breakers, Ratings of CB and testing of CB, Isolator, earthing switch

- **Content Delivery Methods:**

Chalk and talk, power point presentation

- **Assessment Methods:**

Simple numerical on Breaking & making capacity & Theory questions related to above Contents

Unit-7 Over Voltage Protection:

(03 Hrs.)

- **Prerequisite:**

Meaning of overvoltage

- **Objectives:**

1. Study of different equipment's for power system protection
2. Study of causes of overvoltage in power system

- **Outcomes:**

1. Can understand the construction & operation overvoltage protecting equipment.
2. Can compare different types of overvoltage protecting equipment

- **Unit Content:**

Causes of over voltages, surge arrestors and absorbers, metal oxide (ZnO) arrestors, insulation coordination in a power system

- **Content Delivery Methods:**

Chalk and talk, power point presentations

- **Assessment Methods:**

Theory related questions

Text books:

1. Power System Protection and Switchgear: B.Ram and B.N. Vishwakarma
2. Fundamentals of Power system Protection: Paithankar Y G and Bhide S R, PHIpublication, EEE 2003
3. Switchgear and Protection: Sunil.S. Rao, Khanna Publications
4. Switchgear and protection: J B Gupta, S K Kataria and Sons

References:

1. Power Systems Protection and Switch Gear: Ravindranath B., and Chander, N., WileyEastern Ltd.
2. Protective Relaying: Principles and Applications: J. Lewis Blackburn, Thomas J. DominCRC Press
3. Computer Relaying for Power System: A. G. Phadke, J. S. Thorp: Research Studies PressLTD, England (John Willy & Sons Inc. New York)
4. Handbook of switchgears: Bharat Heavy Electricals Limited, McGraw Hill Pubication
5. Electrical Power Systems - Dr. S.L. Uppal & Prof. S. Rao, Khanna publishers
6. A Web course on “Digital Protection of Power System” by Prof. Dr S. A. Soman, IITMumbai
7. For MCCB:- <http://electrical-engineering-portal.com/download-center/books-and-guides/electrical-engineering/basics-of-molded-case-circuit-breakers-mccbs>

ICA:

Minimum six experiments from the given list and two drawing sheets based on above syllabus.

List of experiments: -

1. Experimental realization of Electromechanical over current relay
2. Experimental realization of static over current/earth fault relay
3. Experimental realization of numerical over current/earth fault relay
4. Experimental realization of three phase transformer protection with % differential relay
5. Experimental realization setup of circuit breaker
6. Experimental realization of distance protection of transmission line
7. Experimental realization of three phase induction motor protection
8. Experimental realization of merz-price protection of alternator



Punyashlok Ahilyadevi Holkar Solapur University, Solapur

B.Tech. Electrical Engineering

Semester-I

PROFESSIONAL ELECTIVE-I

High Voltage Engineering (EL 414.1)

Teaching Scheme

Theory: - 3Hrs/Week, 3 Credits

Practical: - 2Hr/Week, 1 Credit

Examination Scheme

ESE – 70 Marks

ICA - 25Marks

ISE- 30Marks

• **Course Objectives**

To impart basic knowledge of high voltage equipment and their applications.

• **Course Outcomes**

Student will be able to handle the equipment in power system as well as high voltage laboratories

SECTION-I

Unit 1: Electrostatic fields

(06 Hrs.)

• **Prerequisite:**

Electric Fields, Classification of Insulators.

• **Objectives:**

1. Revision of concepts of Electric Fields.
2. Revision of concepts of classification of Insulators.
3. To introduce Insulators breakdown.

• **Outcomes:**

After completing this unit, student -

1. Can apply Electric fields fundamentals to power system.
2. Can calculate breakdown strengths of Insulators.
3. Analyze the surge voltage distribution.

• **Unit Content:**

Electrostatic stresses, Gas/vacuum as insulators, liquid breakdown, solid breakdown, estimation and control of electric stresses, surge voltages, their distribution and control

• **Content Delivery Methods:**

Chalk and talk, power point presentations

• **Assessment Methods:**

Derivations related to above system and its representations

Unit 2– Conduction and break-down in gases

(09 Hrs.)

• **Prerequisite:**

Concepts of Breakdown Phenomenon.

- **Objectives:**

1. To make student understand behavior of breakdown in gases.
2. To make student aware of breakdown techniques.
3. To understand corona discharges.

- **Outcomes:**

After completing this unit, student –

1. Able to understand behavior of breakdown in gases.
2. Can derive various breakdown phenomena.
3. Can evaluate practical considerations in gases.

- **Unit Content:**

Gases as insulating media, ionization processes, Townsends growth equation, primary and secondary process, Townsends criterion for break-down, Paschens law, break-down in nonuniform fields and corona discharges, post break-down phenomena and applications, practical considerations in using gases for insulation purposes

- **Content Delivery Methods:**

Chalk and talk, power point presentations

- **Assessment Methods:**

Derivation related to above contents.

Unit 3– Conduction and break-down in liquid dielectric & Solid dielectric

(06 Hrs.)

- **Prerequisite:**

Concepts of Insulators breakdown techniques.

- **Objectives:**

1. To make student aware the breakdown in liquid dielectrics.
2. To make student aware the breakdown in solid dielectrics.

- **Outcomes:**

After completing this unit, student –

1. Able to derive conduction & breakdown in liquids.
2. Can compare between liquids & Solids breakdown.

- **Unit Content:**

Liquids as insulators, conduction and break-down in pure liquids, conduction and breakdown in commercial liquids, Intrinsic break-down, electromechanical break-down, thermal break-down, break-downs of solid dielectrics in practice, break-down of composite insulation, solid dielectric used in practice

- **Content Delivery Methods:**

Chalk and talk, power point presentation, videos

- **Assessment Methods:**

Derivation related to above Content.

SECTION-II

Unit 4– Generation & Measurement of high voltages and currents

(06 Hrs)

- **Prerequisite:**

HVAC & HVDC transmission techniques.

- **Objectives:**

1. To make student understand HVAC & HVDC generation techniques.
2. To make student understand concept of Tripping.

To make student understand the measurement techniques of high voltages

- **Outcomes:**

After completing this unit, student –

1. Can analyze measurement techniques of high voltage & currents.
2. Can analyze the impulse generator.
3. Can prepare suitable method for generation of high voltage.

- **Unit Content:**

Generation of HVDC/HVAC and impulse voltages, generation of impulse currents, tripping and Control of impulse generators, Measurement of high direct current voltages, measurement of high ac and impulse voltages, measurement of high dc, ac and impulse currents, CRO for impulse voltage and current

- **Content Delivery Methods:**

Chalk and talk, power point presentations

- **Assessment Methods:**

Theoretical questions on above content.

Unit 5- High voltage testing of electrical apparatus

(09 Hrs.)

- **Prerequisite:**

Name of the insulating materials, importance of insulating material in electrical equipment's.

- **Objectives:**

1. To make student understand different testing methods of Electrical apparatus.
2. To make student understand various tests on the insulating materials.
3. To make student understand the testing of Surge diverters.

- **Outcomes:**

After completing this unit, student –

1. Can solve the theoretical questions based on given syllabus
2. Can write the procedure for various test of insulation
3. Can write the procedure testing methods on circuit breakers, cables, Transformers.

- **Unit Content:**

Testing of insulators and bushings, testing of circuit breakers, testing of cables, testing of Transformers, testing of surge diverters, radio interference measurements.

- **Content Delivery Methods:**

Chalk and talk, power point presentation

- **Assessment Methods:**

Theoretical questions related to above Content.

Unit 6- Design, planning and layout of high voltage laboratories

(06 Hrs.)

- **Prerequisite:**

Basics of foundation of technical labs.

- **Objectives:**

1. To introduce to student various factors for Electrical Power system foundation
2. To make student understand classification of high voltage laboratories.

To understand sizing & rating of high voltage laboratories

- **Outcomes:**

After completing this unit, student –

1. Can understand various factors for high voltage laboratories foundation
2. Can understand procedure for sizing & rating of high voltage laboratory.
3. Can understand the use of various tools and devices for high voltage laboratory.

- **Unit Content:**

Test facilities provided in high voltage laboratories, activity and studies in high voltage Laboratories, classification of high voltage laboratories, size and ratings of high voltage Laboratories, grounding of impulse testing laboratories.

- **Content Delivery Methods:**

Chalk and talk, power point presentations

- **Assessment Methods:**

Theoretical questions related to above Content.

Text books:

1. M S Naidu, V Kamraju, “High Voltage Engineering”, Tata McGraw Hill publications
2. Ravindra Aror a, Wolf Gang Mosch, “High voltage insulation engineering”, New age International publishers ltd Wiley eastern Ltd
3. C L Wadhwa , “High Voltage Engineering” , New age international publishers ltd

References:

1. Kuffel E and Abdullah M “Introduction to High Voltage Engineering”, Pearson publication
2. E Kuffel, W S Zaengi, J Kuffel, “High Voltage Engineering fundamentals”, Newness publications
3. Prof. D V Razevig, Translated from Russian by Dr. M P Chourasia, “High Voltage Engineering”, Khanna publishers

ICA: It will consist of at least eight experiments from the following based on the prescribed syllabus but not restricted below:

1. Simulation study of voltage double circuits using PSpice.
2. Simulation study of impulse voltage generation circuits using PSpice.
3. Experimental study of HVAC generation.

4. Verification of Paschen's law.
5. Experimental study of Greinacher voltage doubler.
6. Experimental study of impulse voltage generation.
7. Breakdown test of insulating oil using Oil Test Kit.
8. Break down test of hardboard insulation plate
9. PD measurement for needle-plane electrode system.
10. To observe the corona using horn gap apparatus.
11. Plane to plane test for breakdown of air.
12. Hemisphere to plane test for breakdown of air.
13. Point to plane test for breakdown of air.
14. Study of tesla coil.



Punyashlok Ahilyadevi Holkar Solapur University, Solapur
B.Tech. Electrical Engineering
Semester-I
PROFESSIONAL ELECTIVE-I
Power System and Operation Control (EL 414.2)

Teaching Scheme

Theory: - 3Hrs/Week, 3 Credits

Practical: - 2Hr/Week, 1 Credit

Examination Scheme

ESE – 70 Marks

ICA - 25Marks

ISE- 30Marks

• **Course Objectives**

To study Economic operation of Power Systems, Hydrothermal scheduling

• **Course Outcome**

Student will able to familiar with real and reactive power control

SECTION-I

Unit-1 Economic Operation of Power System

(07 Hrs.)

• **Prerequisite:**

Different terminology used in power system, different generating power station

• **Objectives:**

1. A prime objective here is to perform the service at the lowest possible cos
2. The objective in minimal emission dispatch is to minimize certain contaminants forthe system

• **Outcomes:**

1. Can understand the optimum allocation of active power generation can be calculatedfor minimum generation cost.
2. Can understand analytical methods of arriving at the optimal strategies in powersystems which must meet the minimum standards of reliability.

• **Unit Content:**

Optimal operation of Generators in Thermal Power Stations, heat rate Curve, Cost Curve, Incremental fuel and Production costs, input-output characteristics, Optimum generation allocation with line losses and with line losses neglected, Loss coefficient, Penalty factor, Hydrothermal scheduling.

• **Content Delivery Methods:**

Chalk and talk, power point presentations

• **Assessment Methods:**

Numerical problems and derivations related to economic Operation of Power system

Unit-2: Unit Commitment

(07 Hrs.)

• **Prerequisite:**

Spinning reserve, Thermal power Plant

• **Objectives:**

1. Study of minimization of the total operation cost while satisfying all unit and system constraints

• **Outcomes:**

1. Can understand different unit commitment solution method.
2. Can understand different thermal unit constraints

• **Unit Content:**

Spinning reserve, thermal unit constraints, Unit commitment solution methods-Priority list, Dynamic programming, Lagrange multiplier

• **Content Delivery Methods:**

Chalk and talk, power point presentations

• **Assessment Methods:**

Numerical problems and derivations related to unit Commitment

Unit-3 Load Frequency Control

(07 Hrs.)

Prerequisite:

Generator, Control area

• **Objectives:**

1. The objective of this unit is to acquire the knowledge on importance of frequency control.
2. The objective of this unit is to acquire the knowledge on PI control for the single area system to yield zero steady state error.

• **Outcomes:**

1. Can understand concept of control area in power system.
2. Can understand speed governing system

• **Unit Content:**

Necessity of keeping frequency constant, Definitions of Control area – Single area control, Load frequency control of 2-area system, speed governing system

• **Content Delivery Methods:**

Chalk and talk, power point presentations

• **Assessment Methods:**

Theory questions and derivations related to load frequency control

SECTION-II

Unit-4 Reactive Power control

(07 Hrs.)

• **Prerequisite:**

Active & Reactive power

• **Objectives:**

1. Study the compensation of the reactive power in power systems
2. Some of the characteristics of power systems and their loads which deteriorate the quality of supply.

• **Outcomes:**

1. Can understand different compensation techniques i.e. by generation or absorption of a suitable

Quantity of reactive power.

- **Unit Content:**

Overview of Reactive Power control – Reactive Power compensation in transmission systems, advantages and disadvantages of different types of compensating equipment for transmission systems, load compensation – Specifications of load compensator, Uncompensated and compensated transmission lines: shunt and Series Compensation

- **Content Delivery Methods:**

Chalk and talk, power point presentations

- **Assessment Methods:**

Theory questions related to reactive power control

Unit-5 Power System Security

(07 Hrs)

- **Prerequisite:**

Power System control

- **Objectives:**

1. The objective of a security is to keep the power system stable by isolating only the components that are under fault
2. To study different contingencies in power system.

- **Outcomes:**

1. Can understand security assessment is crucial for the reliable and secure operation of power systems.
2. Can understand effect of contingency & take necessary actions to keep the power system secure and reliable.

- **Unit Content:**

Introduction, system state classification, security analysis, contingency analysis, Sensitivity factors, power system voltage stability.

- **Content Delivery Methods:**

Chalk and talk, power point presentations

- **Assessment Methods:**

Theory questions related to Power System Security

Unit 6: Voltage Stability

(07 Hrs)

- **Prerequisite:**

Reactive power, Voltage stability

- **Objectives:**

1. To study of voltage stability problem in power system
2. To study future trends & challenges in voltage stability

- **Outcomes:**

1. Can understand different methods of improving voltage stability
2. Can understand terms related to voltage stability

- **Unit Content:**

Introduction, comparison of voltage angle & voltage stability, reactive power flow & Voltage, collapse, mathematical formulation of voltage stability problem, voltage stability analysis, prevention voltage collapse, state of art, future trends & challenges

- **Content Delivery Methods:**

Chalk and talk, power point presentations

- **Assessment Methods:**

Theory questions related to voltage Stability

Text books:

1. C. L. Wadhwa, "Electrical Power Systems", Newage International.
2. I. J. Nagrath & D. P. Kothari "Modern Power System Analysis "Tata M Graw Hill
3. Allen. J. Wood and Bruce F. Wollenberg, "Power Generation, Operation and Control", John Wiley & Sons, Inc., 2003
4. Chakrabarti & Halder, "Power System Analysis: Operation and Control", Prentice Hall of India

Reference Books:

1. J Duncan Glover and M. S. Sarma, "Power System Analysis and Design", THOMPSON.
2. O. I. Elgerd, "Electric Energy systems Theory", Tata McGraw-hill Publishing Company Ltd.
3. Grainger and Stevenson, "Power System Analysis", Tata McGraw Hill.
4. Hadi Saadat, "Power System Analysis", TMH Edition.

ICA: Minimum Eight simulations experiments based on the above syllabus.



Punyashlok Ahilyadevi Holkar Solapur University, Solapur
B.Tech. Electrical Engineering
Semester-I
PROFESSIONAL ELECTIVE-I
Programmable Logic Control and SCADA (EL 414.3)

Teaching Scheme

Theory: - 3Hrs/Week, 3 Credits

Practical: - 2Hr/Week, 1 Credit

Examination Scheme

ESE – 70 Marks

ICA - 25Marks

ISE- 30Marks

• **Course Objectives**

To impart the basic knowledge regarding:

1. PLC programming
2. SCADA architecture
3. Evolution of SCADA protocols

• **Course Outcomes**

Student will be able to get the in-depth understanding of programming of PLC, basic SCADA system architecture and the evolution of SCADA protocols.

SECTION-I

Unit 1: Introduction to PLC

(07Hrs.)

• **Prerequisite:**

Control system, Programming logic, Digital logic.

• **Objectives:**

1. Revision of concepts of control system.
2. Revision of concepts of digital logic.
3. To make the students understand the fundamentals of automation and various automation systems used in industry such as PLC.
4. To provide knowledge levels needed for PLC programming and operating.

• **Outcomes:**

After completing this unit, student -

1. Can gain knowledge on Programmable Logic Controllers
2. Can understand different types of Devices to which PLC input and output Modules are connected.
3. Understand working of PLC.

• **Unit Content:**

Definition & History of PLC, Overall PLC system, PLC Input & Output modules, central processing unit, CPUs & Programmer/monitors, Solid state memory, the processor, Input modules (Interfaces), Power supplies, PLC advantages & disadvantages, Selection criteria for PLC

• **Content Delivery Methods:**

Chalk and talk, power point presentations

- **Assessment Methods:**

Theoretical questions related to above Content.

Unit 2– Programming of PLC

(06Hrs.)

- **Prerequisite:**

Concepts of programming, Gate logic, Relay logic

- **Objectives:**

1. Students should understand the working of control systems and should be able to determine hardware and software requirements of PLC
2. To make the students how devices to which PLC input and output modules are connected.
3. To train the students to create ladder diagrams from process control descriptions.

- **Outcomes:**

After completing this unit, student –

1. Able to create ladder diagrams from process control descriptions.
2. Ability to apply PLC timers and counters for the control of industrial processes.
3. Apply Programming languages and instructions of PLC.
4. Design PLC based application by proper selection and sizing criteria, developing GUI and ladder program.

- **Unit Content:**

Programming equipment, proper construction of PLC ladder diagram, Basic components & their symbols in ladder diagram, Fundamentals of ladder diagram, Boolean logic & relay logic and analysis of rungs, Input ON/OFF switching devices, Input analog devices, Output ON/OFF devices, Output analog devices, programming ON/OFF Inputs to produce ON/OFF outputs.

- **Content Delivery Methods:**

Chalk and talk, power point presentations

- **Assessment Methods:**

Ladder logic on above contents.

Unit 3– Advanced PLC Function

(08Hrs.)

- **Prerequisite:**

Concepts of automation Industry, discrete control system.

- **Objectives:**

1. To make the students understand PLC functions, Data Handling Function.
2. To train the students to develop a coil and contact control system to operate a basic robot and analog PLC operations.
3. To make the students understand PID & Industrial process control.

- **Outcomes:**

After completing this unit, student –

1. Able to use different types PLC functions, Data Handling Function.
2. Is able to apply concepts of coil contact methods.

Can compare between analog & automated plc operations

- **Unit Content:**

Analog PLC operation, PID control of continuous processes, simple closed loop systems, problems with simple closed loop systems, closed loop system using Proportional, Integral & Derivative (PID), PLC interface, and Industrial process example, Motors Controls: AC Motor starter, AC motor overload protection, DC motor controller, Variable speed (Variable Frequency) AC motor Drive

- **Content Delivery Methods:**

Chalk and talk, power point presentation, videos

- **Assessment Methods:**

Theoretical questions related to above Content.

SECTION-II

Unit 4- SCADA Systems

(08Hrs.)

- **Prerequisite:**

Control schemes for Data Collection.

- **Objectives:**

1. To make student understand the control levels.
2. To understand the requirements of safety and design safety instrumented systems.
3. To understand SCADA system.

- **Outcomes:**

After completing this unit, student –

1. Can analyze the parts of SCADA system.
2. Can analyze the SCADA communication systems.
3. Able to understand desirable properties of SCADA Systems.

- **Unit Content:**

Introduction and definitions of SCADA, Basic SCADA system Architecture Human Machine Interface, Master Terminal Unit, Remote Terminal Unit. SCADA data transfer through PLCC. Communication Technologies, Communication system components, SCADA Communication in an electrical power system, SCADA system desirable Properties, Real Time System, SCADA server, SCADA functions

- **Content Delivery Methods:**

Chalk and talk, power point presentations

- **Assessment Methods:**

Theoretical questions related to above Content.

Unit 5- SCADA Architecture

(06Hr.)

- **Prerequisite:**

Name of the parts of SCADA Systems.

- **Objectives:**

1. To make student understand different architectures of SCADA systems.
2. To make student understand various configurations of systems.

To make student understand the working of critical Infrastructure by Automation

- **Outcomes:**

After completing this unit, student –

1. Able to understand the architectures.
2. Able to analyze the power system operations.
3. Can understand critical Infrastructure by SCADA.

- **Unit Content:**

First generation-Monolithic, Second Generation-Distributed, Third generation Networked Architecture, Intelligent Electronic Devices, Operation and control of interconnected power system, Automatic substation control, SCADA configuration, Energy management system, system operating states, system security, State Estimation, SCADA system security issues Overview. SCADA systems in the critical Infrastructure: Petroleum Refining Process, Conventional Electric Power Generation, water Purification System, Chemical Plant

- **Content Delivery Methods:**

Chalk and talk, power point presentation

- **Assessment Methods:**

Theoretical questions related to above Content.

Unit 6- Evolution of SCADA Protocols

(07Hrs.)

- **Prerequisite:**

Basics of foundation of protocols.

- **Objectives:**

1. To introduce to student various protocols for computer systems.
2. To make student understand procedure for understanding of Protocols.
3. To introduce to student the use of various protocols for Automations.

- **Outcomes:**

After completing this unit, student –

1. Can understand various factors for Protocols levels security.
2. Can understand procedure for protocols.
3. Can understand the use of various protocols for Automations.

- **Unit Content:**

Overview of Open systems interconnection (OSI) Model, Functions of OSI Model Layers, OSI Protocols, Functions of Transmission control protocol / Internet protocol (TCP/IP) Layers, TCP/IP protocol, DNP3 protocol, IEC61850 layered architecture, Control and Information Protocol (CIP), Device Net, Control Net, Ether Net/IP, Flexible Function Blockprocess (FFB), Process Field bus (Profibus), The Security Implications of the SCADA protocols

- **Content Delivery Methods:**

Chalk and talk, power point presentations, Videos.

- **Assessment Methods:**

Theoretical questions related to above Content.

Text books:

1. Gary Dunning, "Introduction to Programmable Logic Controllers", Thomson, 2nd Edition
2. John R. Hackworth, Frederick D., Hackworth Jr., "Programmable Logic Controllers Programming Methods and Applications"
3. John W. Webb, Ronald A. Reis, "Programmable Logic Controllers: Principles and Application", 5th Edition
4. Ronald L. Krutz, "Securing SCADA System", Wiley Publishing 5. Stuart A Boyer, "SCADA supervisory control and data acquisition"

Reference Books:

1. Batten G. L., "Programmable Controllers", McGraw Hill Inc., Second Edition
2. Bennett Stuart, "Real Time Computer Control", Prentice Hall, 1988
3. Doebelin E. O., "Measurement Systems", McGraw-Hill International Editions, Fourth Edition, 1990
4. Gordan Clark, Deem Reynders, "Practical Modem SCADA Protocols"

ICA: Minimum Eight experiments from the given list.

List of Experiments:

1. Interfacing of lamp & button with PLC for ON & OFF operation. b) Performed delayed
2. Operation of lamp by using push button.
3. Multiple push button operation with delayed lamp for ON/OFF operation. b) Combination of
4. Counter & timer for lamp ON/OFF operation.
5. Set / Reset operation: one push button for ON & other push button for OFF operation.
6. DOL starter & star delta starter operation by using PLC.
7. PLC based temperature sensing using RTD.
8. PLC based thermal ON/OFF control.
9. Interfacing of Encoder with PLC (Incremental/Detrimental)
10. PLC based speed, position measurement system.
11. Development of Dynamos & relating with parameters of PLC.
12. PLC interfaced with SCADA & status read/command transfer operation.
13. Parameter reading of PLC in SCADA.



Punyashlok Ahilyadevi Holkar Solapur University, Solapur
B.Tech. Electrical Engineering
Semester-I
PROFESSIONAL ELECTIVE-I
Instrumentation Process Control & Robotics (EL 414.4)

Teaching Scheme

Theory: - 3Hrs/Week, 3 Credits

Practical: - 2Hr/Week, 1 Credit

Examination Scheme

ESE – 70 Marks

ICA - 25Marks

ISE- 30Marks

• **Course Objectives**

1. To differentiate between manipulating variable and disturbance
2. To explain the effect of P-D controller
3. To explain the terms: Auto Tuning, Bump less Transfer and Integration Wind Up
4. To explain a scheme for implementation of P-I-D controller using electronic circuit
5. To justify the use of feed forward controller in addition to conventional feedback controller

• **Course Outcome**

At the end of this lesson, the student should be able to

1. Develop linearized mathematical models of simple systems
2. Write the input-output relationship of a P-I-D controller
3. Explain the importance of tuning of controller for a particular process
4. Distinguish between position algorithm and velocity algorithm for implementation of digital P-I-D controller
5. Find the transfer function of the feed forward controller for complete disturbance rejection

SECTION-I

Unit 1: Introduction to Process Control

(06 Hrs.)

• **Prerequisite:**

Basics of Controllers

• **Objective:**

To introduce student to different types of controllers

• **Outcomes:**

After completing this unit, students –

Can apply different types of controllers

• **Unit Content:**

Introduction to Process Control, P-- I -- D Control, Controller Tuning, Implementation of PID Controllers

Unit 2: Special Control Structures

(07 Hrs.)

• **Prerequisite:**

Basics of Controllers

- **Objective:**

To introduce student to different types of control systems

- **Outcomes:**

After completing this unit, students –

Can analyze types of control systems

- **Unit Content:**

Feed forward and Ratio Control, Predictive Control, Control of Systems with InverseResponse

Unit 3: Industrial Controllers

(07 Hrs.)

- **Prerequisite:**

Basics of State Space

- **Objective:**

To introduce student to different types of Industrial Controllers

- **Outcomes:**

After completing this unit, students –

Can analyze types of industrial controllers

- **Unit Content:**

Cascade Control, Overriding Control, Selective Control, Split Range Control, MultiloopControl

SECTION-II

Unit 4: Robotics

(06 Hrs.)

- **Prerequisite:**

Basics of Instrument Characteristics

- **Objective:**

To introduce student to robotics & Characteristics of Instrument Characteristics

- **Outcomes:**

After completing this unit, students –

Can understand basics of robotics

- **Unit Content:**

Robot anatomy-Definition, law of robotics, History and Terminology of Robotics, Accuracy and repeatability of Robotics

Unit 5: Elements of robots – links, joints, actuators, and sensors

(08 Hrs.)

- **Prerequisite:**

Basics of Electric Motors

- **Objective:**

To introduce student to robotics & Use of special electric motors

- **Outcomes:**

After completing this unit, students –

1. Can analyze basics of robotics.
2. Can relate different sensors

- **Unit Content:**

Position and orientation of a rigid body, Homogeneous transformations, Representation of joints, link representation using D-H parameters, Examples of D-H parameters and link transforms, different kinds of actuators – stepper, DC servo and brushless motors, model of a DC servo motor, Types of transmissions, Purpose of sensors, internal and external sensors, common sensors – encoders, tachometers, strain gauge-based force-torque sensors, proximity and distance measuring sensors, and vision

Unit 6: Kinematics of serial robots

(07 Hrs.)

- **Prerequisite:**

Basics of kinematic

- **Objective:**

To introduce student to kinematics

- **Outcomes:**

After completing this unit, students –

Can apply approach of kinematics

- **Unit Content:**

Introduction, Direct and inverse kinematics problems, Examples of kinematics of common Serial manipulators, workspace of a serial robot, Inverse kinematics of constrained and Redundant robots, Tractrix based approach for fixed and free robots and multi-body Systems

- **Text Books:**

1. Stephanopoulos, “Chemical Process Control, 2nd edition, Prentice Hall, New Delhi, 2003.
2. Coughanowr, “Process Systems Analysis and Control”, 2nd Edition, McGraw Hill, Singapore, 1991.
3. Peter Harriott, “Process Control”, Tata McGraw Hill, New Delhi, 1985.
4. Ghosal, A., Robotics: Fundamental Concepts and Analysis, Oxford University Press 2nd reprint, 2008.
5. Fu, K., Gonzalez, R. and Lee, C. S. G., Robotics: Control, Sensing, Vision and Intelligence, McGraw- Hill, 1987.

ICA: Minimum Eight experiments based on above syllabus.



Punyashlok Ahilyadevi Holkar Solapur University, Solapur
B.Tech. Electrical Engineering
Semester-I
PROFESSIONAL ELECTIVE-I
Neural Network and Fuzzy Logic Control (EL 414.5)

Teaching Scheme

Theory: - 3Hrs/Week, 3 Credits

Practical: - 2Hr/Week, 1 Credit

Examination Scheme

ESE – 70 Marks

ICA - 25Marks

ISE- 30Marks

• **Course Objective:**

1. To cater the knowledge of Neural Networks and Fuzzy Logic Control and use these for controlling real time systems.
2. To Expose the students to the concepts of feed forward neural networks
3. To provide adequate knowledge about feedback networks.
4. To provide comprehensive knowledge of fuzzy logic control and adaptive fuzzy logic and to design the fuzzy control using genetic algorithm.

• **Course Outcomes: After completing this course, students can**

1. Control the real time signal using Neural Networks and Fuzzy Logic.
2. Explain concepts of feed forward neural networks
3. Describe application of feedback networks.
4. Design the fuzzy control using genetic algorithm

SECTION I

Unit-I Fundamentals of Fuzzy Logic

(08 Hrs)

• **Prerequisite:** Basics of control system.

• **Objectives:**

1. To expose the students to the concepts of fuzzy set.
2. To provide adequate knowledge about fuzzy operations.

• **Outcomes:**

After completing this unit, student can

1. Explain the concepts of fuzzy set.
2. Perform fuzzy operations

• **Unit Content:**

Basic concepts: fuzzy set theory- basic concept of crisp sets and fuzzy sets- complements- union intersection-combination of operation- general aggregation operations- fuzzy Relations-compatibility relations-orderings- morphisms- fuzzy relational equations-fuzzy set and systems

Unit-II Architecture of Neural Networks:

(08 Hrs)

• **Prerequisite:** concepts of fuzzy sets and operations.

- **Objectives:**
- 1. To give information about Architecture of Neural Networks.
- 2. To provide knowledge of algorithms of various neural structures.

- **Outcomes:**

After completing this unit, student can

1. Draw and Explain Architecture of Neural Networks.
2. Write algorithms of various neural structures

- **Unit Content:**

Architectures: motivation for the development of natural networks-artificial neural networks-biological neural networks-area of applications-typical Architecture-setting weights-common activations functions- Basic learning rules- Mcculloch-Pitts neuron- Architecture, algorithm, Applications-single layer net for pattern classification- Biases and thresholds, linear separability - Hebb's rule- algorithm -perceptron - Convergence theorem-Delta rule

Unit-III Basic Neural Network Techniques:

(08 Hrs)

- **Prerequisite:** Basics of Fuzzy and neural networks.

- **Objectives:**

1. To give information about neural net.
2. To provide knowledge of algorithms of neural net

- **Outcomes:**

After completing this unit, student can

1. Explain neural net..
2. Write algorithms of neural nets..

- **Unit Content:**

Back propagation neural net: standard back propagation-architecture algorithm- derivation of learning rules number of hidden layers--associative and other neural networks- hetro associative memory neural net, auto associative net- Bidirectional associative memory- Applications-Hopfield nets-Boltzman machine

SECTION II

Unit-IV Competitive Neural Networks:

(08 Hrs)

- **Prerequisite:** Basics of Fuzzy and neural networks

- **Objectives:**

1. To give information about Competitive Neural Networks

- **Outcomes:**

After completing this unit, student can

1. Explain about Competitive Neural Networks

- **Unit Content:**

Neural network based on competition: fixed weight competitive nets- Kohonenself organizing maps and applications-learning vector quantization-counter propagation nets and applications adaptive resonance

theory: basic architecture and operation-architecture, algorithm, application and analysis of ART1 & ART2

Unit-V Special Neural Networks:

(08 Hrs)

- **Prerequisite:** Basics of Fuzzy and neural networks

- **Objectives:**

1. To give information about Special Neural Networks

- **Outcomes:**

After completing this unit, student can

1. Explain Special Neural Networks

- **Unit Content:**

Cognitron and Neocognitron - Architecture, training algorithm and application-fuzzy associate memories, fuzzy system architecture- comparison of fuzzy and neural systems.

Text book(s) and/or required material


1. T1. Kliryvan- Fuzzy System & Fuzzy logic Prentice Hall of India, First Edition.
2. Lawrence Fussett- fundamental of Neural network Prentice Hall , First Edition.

Reference Books:

1. Bart Kosko, —Neural network and Fuzzy System|| - Prentice Hall-1994.
2. J.Klin and T.A.Folger, —Fuzzy sets|| University and information- Prentice Hall -1996.
3. J.M.Zurada, —Introduction to artificial neural systems||-Jaico Publication house,Delhi 1994.
4. VallusuRao and HayagvnaRao , —C++ Neural network and fuzzy logic||-BPB and Publication, NewDelhi,1996.

Intelligent Systems and Control-<http://nptel.ac.in/courses/108104049/>

ICA: Minimum Eight experiments based on above syllabus.

 <p>पुण्यश्लोक अहिल्यादेवी होळकर सोलापूर विद्यापीठ ॥ विद्यया संपन्नता ॥</p>	Punyashlok Ahilyadevi Holkar Solapur University, Solapur B.Tech. Electrical Engineering Semester-I PROFESSIONAL ELECTIVE-I Extra High Voltage AC Transmission (EL 414.6)	
Teaching Scheme		Examination Scheme
Theory: - 3Hrs/Week, 3 Credits		ESE – 70 Marks
Practical: - 2 Hr/Week, 1 Credit		ICA - 25Marks
		ISE- 30Marks

- **Course Objectives**

1. To provide the students the fundamental concepts of EHVAC system
2. To analyze the accessing techniques for lighting system.
3. To comprehend the different issues related to Power frequency voltage control.

- **Course Outcomes**

1. Student will able to analyze the EHVAC system.
2. Student will able to maintain/ Trouble shoot lightning arrester issues.
3. Student will able to design EHVAC Lines

SECTION-I

Unit 1 Introduction and Calculation of line and ground parameters

(08Hrs.)

- **Prerequisite:**

Transmission line constants and their impacts

- **Objectives:**

1. To introduce to student Engineering Aspects and Growth of EHVAC Transmissionsystem.
2. To make student understand constants of EHVAC Transmission line with their impact analysis.

- **Outcomes:**

After completing this unit, student -

1. Can able to understand fundamentals of EHVAC transmission system.
2. Can calculate Resistance, inductance and capacitance of EHVAC transmission line.

- **Unit Content:**

Engineering aspects and growth of EHVAC, transmission line trends and preliminaries, Resistance of conductor, temperature rise properties of bundled conductors, inductance and capacitance calculation, sequence inductance and capacitance, line parameters for modes of propagation, resistance and inductance of ground return

- **Content Delivery Methods:**

Chalk and talk, power point presentations

- **Assessment Methods:**

Numerical problems and derivations related Resistance, inductance and capacitance of EHVAC transmission line.

Unit 2– Voltage gradient of conductors and Losses

(06Hrs.)

- **Prerequisite:**

Concepts of electrostatics, potential, potential gradients.

- **Objectives:**

1. To make student understand charge potential relations for transmission lines.
2. To make student analyze impact of potential and voltage gradients.
3. To make student derive I^2R and corona loss.

- **Outcomes:**

After completing this unit, student –

1. Can understand charge potential relations for multi-conductor lines
2. Is able to calculate potential and voltage gradients on conductor lines and sub-conductors.
3. Can evaluate I^2R and corona loss

- **Unit Content:**

Electrostatics, field of sphere gap, charge potential relations for multi-conductor lines, surface voltage gradients on the conductor lines, surface voltage gradients on sub-conductors of bundle conductors, distribution of voltage gradients on sub-conductors of bundle, I^2R and corona loss, corona loss formula, charge voltage diagram with corona, attenuation of travelling waves due to corona loss, audible noise, corona pulses, their generation and properties, limits for radio interference fields

- **Content Delivery Methods:**

Chalk and talk, power point presentations

- **Assessment Methods:**

Numerical problems and derivation related to charge potential relations, voltage gradients, I^2R and corona loss.

Unit 3– Theory of travelling waves and standing waves

(07Hrs.)

- **Prerequisite:**

Concepts of Time varying electromagnetic fields.

- **Objectives:**

1. To make student understand impact of frequency on the performance of EHVAC transmission line.
2. To make student apply concepts of electromagnetic theory and wave propagation.

- **Outcomes:**

After completing this unit, student –

1. Can identify the impact of power frequency and natural frequency on line performance.
2. Is able to apply concepts of electromagnetic theory and wave propagation

- **Unit Content:**

The wave at the power frequencies, differential and solution for general case, standing waves and natural frequencies, open ended line double exponential response, response to sinusoidal, excitation, line energization with trapped charge voltage, reflection and refraction of travelling waves

- **Content Delivery Methods:**

Chalk and talk, power point presentation, videos

- **Assessment Methods:**

Theory and derivation related to above Content.

SECTION -II

Unit 4 - Over voltage in EHV system covered by switching operations

(08 Hrs.)

- **Prerequisite:**

Concept of line switching, voltage surge, switching surge.

- **Objectives:**

1. To make student understand concept of over voltage with its significance.
2. To make student capable to calculate switching surges.

- **Outcomes:**

After completing this unit, student –

1. Can understand over voltage with their types and impacts.
2. Can analyze the switching surges and its remedies.

- **Unit Content:**

Over voltage, their types, recovery voltage and circuit breaker, Ferro-resonance over voltages and calculation of switching surges- single phase equivalents, reduction of switching surges on EHV systems

- **Content Delivery Methods:**

Chalk and talk, power point presentations

- **Assessment Methods:**

Numerical problems and derivation related to above Content.

Unit 5- Power frequency voltage control and over voltages

(07 Hrs.)

- **Prerequisite:**

Power circle diagram, synchronous condenser

- **Objectives:**

1. To make student understand application of power circle diagram.
2. To make student understand need of voltage control and their ways.
3. To make student understand the requirement of reactive power compensation.

- **Outcomes:**

After completing this unit, student –

1. Can analyze the performance parameters through circle diagram.
2. Can give the solution for voltage control under the various power situations.

- **Unit Content:**

Generalized constants, charging currents, power circle diagram and its use, voltage control using synchronous condenser, sub-synchronous resonance in series capacitors compensated lines and static reactive compensating systems

- **Content Delivery Methods:**

Chalk and talk, power point presentation

- **Assessment Methods:**

Theoretical questions and numerical related to above Content

Unit 6- Design of EHV-AC lines

(06Hrs.)

- **Prerequisite:** basics of line construction

- **Objectives:**

4. To make student understand design procedure and design factors for EHVAC Lines.

- **Outcomes:**

After completing this unit, student –

1. Student will able to design EHVAC Lines

- **Unit Content:**

Introduction, design factors under steady state, design examples: steady state limits, line insulation design based upon transient over voltages

- **Content Delivery Methods:**

Chalk and talk, power point presentations

- **Assessment Methods:**

Theoretical questions and numerical related to above Content


Text Books

1. Rakosh Das Begamudre, "Extra high voltage AC transmission engineering", New Age Publication

ICA: -

There should be minimum 6 experiments on the above syllabus but not restricted the following

1. Simulation of real and reactive power flow analysis in HVAC transmission line.
2. Simulation of VAR compensation for improvement of voltage in EHVAC line
3. Simulation for power system stability improvement of AC transmission line.
4. Simulation for comparison between Dc & AC transmission line over various performance parameters
5. Simulation for design of EHVAC transmission line.
6. Simulation for determination transmission line parameters
7. Simulation & analysis of power factor controllers for EHVAC line
8. Simulation for the study of performance of HVAC line.

	Punyashlok Ahilyadevi Holkar Solapur University, Solapur B.Tech. Electrical Engineering Semester-I PROFESSIONAL ELECTIVE-II Power System Planning (EL 415.1)	
	Teaching Scheme	Examination Scheme
Theory: - 3Hrs/Week, 3 Credits		ESE – 70 Marks
Tutorial: - 1Hr/Week, 1 Credit		ICA - 25Marks
		ISE- 30Marks

- **Course Objectives:**

1. This course makes the students conversant with different power system planning methods.
2. This course is intended to provide basic knowledge of different power system forecasting techniques.
3. It also aimed to provide different power system reliability evaluation.

- **Course Outcome:**

After completing this course, students can –

1. Explain the need of power system expansion.
2. Analyze the given power system for determining optimal values of decision variables.
3. Apply mathematical tools to solve multi-objective optimization problems in expansion planning and reliability studies
4. Power System Planning and Reliability

SECTION-I

Unit 1 Load Forecasting Techniques

(06 Hrs.)

- **Prerequisite:**

Terminologies and definition, Linear Algebra

- **Objectives:**

1. To make student understand load growth
2. To introduce to student the importance of planning.
3. To make student understand design concepts of expansion.

- **Outcomes:**

After completing this unit, student -

1. Can apply terminology used in planning.
2. Can apply practically design methods in expansion and planning.

- **Unit Content:**

Introduction, factors affecting Load Forecasting, Classification of Load and Its Characteristics, 6 Load Forecasting Methods, Weather sensitive load Forecasting, Annual Forecasting, Monthly Forecasting, and Total Forecasting

- **Content Delivery Methods:**

Chalk and talk, power point presentation

- **Assessment Methods:**

Theoretical questions related to above Content.

Unit 2 System Planning and Distribution Automation

(07 Hrs.)

- **Prerequisite:**

Different power generation system

- **Objectives:**

To make student understand different planning methods.

- **Outcomes:**

After completing this unit, student –

Can compare different methods of system planning.

- **Unit Content:**

Introduction, objectives and factors affecting to System Planning , Short Term Planning, Medium Term Planning, Long Term Planning

- **Content Delivery Methods:**

Chalk and talk, power point presentation

- **Assessment Methods:**

Theoretical questions related to above Content.

Unit 3 Generation Planning and Cost Analysis

(07 Hrs.)

- **Prerequisite:**

Different power generation system, Interconnected Network

- **Objectives:**

1. To make student understand different generation methods.
2. To make student understand different generation planning and cost analysis

- **Outcomes:**

After completing this unit, student

1. Can explain different methods of Generation Planning.
2. Can compare cost analysis of different generation methods.

- **Unit Content:**

Objectives and factors affecting Generation Planning, Generation Sources, Integrated Resource Planning, Generation System Model and Cost Analysis

- **Content Delivery Methods:**

Chalk and talk, power point presentation

- **Assessment Methods:**

Theoretical questions related to above Content.

SECTION-II

Unit 4 Transmission Planning, Reliability and Quality

(06 Hrs.)

- **Prerequisite:**

Different transmission system and Interconnected Network

- **Objectives:**

1. To make student understand different transmission planning.

To make student understand reliability and quality

- **Outcomes:**

After completing this unit, student –

1. Can explain different methods of transmission Planning.
2. Can understand reliability and quality of transmission system.

- **Unit Content:**

Introduction, Objectives of Transmission Planning, Network Reconfiguration, System and Load Point Indices, Data required for Composite System Reliability and quality

- **Content Delivery Methods:**

Chalk and talk, power point presentation

- **Assessment Methods:**

Theoretical questions related to above Content.

Unit 5 Demand Side Management, Energy Conservation and Auditing

(07 Hrs.)

- **Prerequisite:**

Different methods of Load Model

- **Objectives:**

1. To make student understand different load model
2. To make student understand energy audit and management.

- **Outcomes:**

After completing this unit, student –

1. Can explain different methods of load models.
2. Can apply energy audit and management techniques.

- **Unit Content:**

Introduction of DSM, use of DSM, Energy conservation and its importance, listing of energy conservation opportunities (ECOs), Definition, need of energy audit, types of energy audit, procedure of energy auditing

- **Content Delivery Methods:**

Chalk and talk, power point presentation

- **Assessment Methods:**

Theoretical questions related to above Content.

Unit 6 Additional Topics Relating to New Developments

(07Hrs.)

- **Prerequisite:**

Different methods of Load Model and power system planning

- **Objectives:**

To make student understand different load model and planning.

- **Outcomes:**

After completing this unit, student –

1. Can study new developments in Power System Planning and Reliability.

- **Unit Content:**

New algorithms and methods relating to power system planning, Load Forecasting, DSM and energy auditing

- **Content Delivery Methods:**

Chalk and talk, power point presentation

- **Assessment Methods:**

Theoretical questions related to above Content.

Textbooks:

1. Robert L. Sullivan, Power System Planning, TMH, 1st Edition, 1977.

2. A.S. Pabla, Power System Planning, Macmillan India Ltd., 1st Edition, 1998.

References:

1. A.K. Mahalanabis, D.P. Kothari, S.I. Abson, Computer Aided Power System Analysis and Control, TMH, 1st edition, 1988

2. A.S. Pabla, Electric Power Distribution, McGraw Hill publication, 4th Edition, 1997. Research Papers.

ICA: Minimum six simulations/tutorials on above syllabus



Punyashlok Ahilyadevi Holkar Solapur University, Solapur
B.Tech. Electrical Engineering
Semester-I
PROFESSIONAL ELECTIVE-II
Smart Grid Technology (EL 415.2)

Teaching Scheme

Theory: - 3Hrs/Week, 3 Credits

Practical: - 2Hr/Week, 1 Credit

Examination Scheme

ESE – 70 Marks

ICA - 25Marks

ISE- 30Marks

• **Course Prerequisite:**

Student shall have knowledge of Power generation, transmission and distribution system.

• **Course Objectives:**

1. To provide an understanding of why Smart Grids are critical to the Sustainability and growth of India's electricity network.
2. To enable a shift from today's situation to the intelligent, profitable, efficient, Reliabl
3. To enable consumer orientated grid required to meet the challenges of the future with minimum impact to the environment.

• **Course Outcomes:**

Upon successful completion of this course, the students will be able to:

1. Understand the concept of Smart Grid
2. Understand working of main components involved in Smart Electric Grid
3. Analyze how electricity problem can be solved by Smart Electric Grid technology
4. Observe and find solution on power quality issues on Smart Electric Grid
- 5.

SECTION-I

Unit 1: The Smart Grid:

(06 Hrs.)

• **Prerequisite:**

Concepts of electrical power transmission and distribution, Grid.

• **Objectives:**

1. To make students understand concept of smart grid
2. To provide an understanding of why Smart Grids are critical to the Sustainability and growth of India's electricity network.

• **Outcomes:**

After completing this unit, student –

1. Can able to understand concept of smart grid
2. Can able to Understand working of main components involved in Smart Electric Grid.

• **Unit Content:**

Introduction, Why implement the Smart Grid now? , What is the Smart Grid? Overview of how Indian

power market is organized, operated and challenges being faced, Overview of the technologies required for the Smart Grid.

- **Content Delivery Methods:**

Chalk and talk, Video lectures

- **Assessment Methods:**

Theoretical questions related to above content.

Unit 2: Smart Grid Technologies:

(08 Hrs.)

- **Prerequisite:**

Basic operation of electric meter, Tariff, Communication technologies

- **Objectives:**

1. To make students understand operation of automatic meter reading.
2. To make students understand applications of electronic devices in the smart electric grid.

- **Outcomes:**

After completing this unit, student –

1. Can able to understand operation of automatic meter reading.
2. Can able to find different applications of electronic devices in the smart electric grid.

- **Unit Content:**

Smart meters: An overview of the hardware used, Evolution of electricity metering, Key components of smart metering, Automatic Meter Reading(AMR), Demand-side integration, Substation automation equipment, Switching techniques, Communication channels, The ISO/OSI model, Communication technologies, Geographic Information System(GIS), Intelligent Electronic Devices(IED) & their application for monitoring & protection, Smart storage like Battery, Phase Measurement Unit(PMU).

- **Content Delivery Methods:**

Chalk and talk, Video lectures, Animations

- **Assessment Methods:**

Numerical and Theoretical questions related to above content

Unit 3: Electrifying rural India through Smart grid

(07 Hrs.)

- **Prerequisite:** electric power generation and utilization.

- **Objectives:**

1. To make student understand Architecture for smart grids.

- **Outcomes:**

After completing this unit, student –

1. Can able to understand Architecture for smart grids

- **Unit Content:**

Electrifying India's rural community and the challenges being faced.(Developing technology and systems that will enable smarter rural electrification, Financing programmes, Virtual power plants, Solar power, Geothermic power), Smart Utilities (case studies), Presentation on the Smart Grid Maturity Model (SGMM), Architecture for smart grids.

- **Content Delivery Methods:**

Chalk and talk.

- **Assessment Methods:**

Numerical problems and Theoretical questions related to above content.

SECTION II

Unit 4: Power Quality Issues in Smart Grid

(06 Hrs.)

- **Prerequisite:** basics of power quality problems.

- **Objectives:**

1. To make students understand power quality issues and their effects on the functioning of smart electric grid.
2. To make students understand importance of power quality monitoring and power quality audit.

- **Outcomes:**

After completing this unit, student –

1. Can able to understand power quality issues and its effects.
2. Can able to conduct power quality audit.

- **Unit Content:**

Power Quality & EMC in Smart Grid, Power Quality issues of Grid connected Renewable Energy Sources, Power Quality Conditioners for Smart Grid, Web based Power Quality monitoring, Power Quality Audit.

- **Content Delivery Methods:**

Chalk and talk, Video lectures, animations

- **Assessment Methods:**

Numerical problems and Theoretical questions related to above content.

Unit 5: Power electronics in the Smart Grid:

(08 Hrs.)

- **Prerequisite:** operation of current source inverter, voltage source inverter and shunt compensation.

- **Objectives:**

1. To make students understand use of power electronic devices.
2. To make students analyze fault current limiting and shunt compensation using power electronics.

- **Outcomes:**

After completing this unit, student –

1. Can able to understand use of power electronic devices.
2. Can able to find fault current limiting parameters.

- **Unit Content:**

Introduction, Current source converters, Voltage source converters, Renewable energy generation, Fault current limiting, Shunt compensation, D-STATCOM, FACTS.

- **Content Delivery Methods:**

Chalk and talk, Video lectures, Animations

- **Assessment Methods:**

Numerical problems and Theoretical questions related to above content

Unit 6: Distribution management systems:

(07 Hrs.)

- **Prerequisite:** basics of distribution system.

- **Objectives:**

1. To make students understand concept of distribution management system.
2. To make students analyze operating parameters of Energy management systems.

- **Outcomes:**

After completing this unit, student –

1. Can able to understand concept of distribution management system
2. Can able to conduct Energy management systems

- **Unit Content:**

Introduction, Data sources and associated external systems, Modelling and analysis tools, Energy management systems, Visualization techniques.

- **Content Delivery Methods:**

Chalk and talk, Video lectures, Animations

- **Assessment Methods:**

Numerical problems and Theoretical questions related to above content


Text Books:

1. Ali Keyhani, Mohammad N. Marwali, Min Dai “Integration of Green and Renewable Energy in Electric Power Systems”, Wiley
2. Janaka Ekanayake, Kithsiri Liyanage, Jianzhong Wu, Akihiko Yokoyama, Nick Jenkins “SMART GRID TECHNOLOGY AND APPLICATIONS”, Wiley
3. A. B. M. Shawkat Ali, “Smart Grids Opportunities, Developments, and Trends”, Springer

Reference Books:

1. Clark W. Gellings, “The Smart Grid: Enabling Energy Efficiency and Demand Response”, CRC Press
2. Peter S. Fox Penner, “Smart Power: Climate Changes, the Smart Grid, and the Future of Electric Utilities”, Island Press; 1 edition 8 Jun 2010
3. S. Chowdhury, S. P. Chowdhury, P. Crossley, “Microgrids and Active Distribution Networks.” Institution of Engineering and Technology, 30 Jun 2009
4. Gil Masters, Renewable and Efficient Electric Power System, Wiley-IEEE Press, 2004.
5. A.G. Phadke and J.S. Thorp, Synchronized Phasor Measurements and their Applications, Springer Edition, 2010.

ICA: Minimum Eight experiments based on above syllabus.

 <p>पुण्यश्लोक अहिल्यादेवी होळकर सोलापूर विद्यापीठ ॥ विद्यया संपन्नता ॥</p>	Punyashlok Ahilyadevi Holkar Solapur University, Solapur B.Tech. Electrical Engineering Semester-I PROFESSIONAL ELECTIVE-II Special Purpose Machines and its control (EL 415.3)	
	Teaching Scheme	Examination Scheme
Theory: - 3Hrs/Week, 3 Credits		ESE – 70 Marks
Tutorial: - 1Hr/Week, 1 Credit		ICA - 25Marks
		ISE- 30Marks

- **Course Prerequisite:**

Student shall have knowledge of all conventional AC and DC machines.

- **Course Objectives:**

The course aims: -

1. To gain knowledge of operation and performance of synchronous reluctance motors.
2. To learn the operation and performance of stepping motors.
3. To understand operation and performance of switched reluctance motors.
4. To familiarize with operation and performance of permanent magnet brushless D.C. motors.
5. To illustrate operation and performance of permanent magnet synchronous motors.

Course Outcomes:

At the end of this course, students will be able to:

1. Reproduce principal of operation of PMSM, Stepper motor, SRM, Switch reluctance and linear motors.
2. Develop torque - speed and performance characteristics of above motors.
3. Enlist application of above motors.
4. Demonstrate various control strategies

Unit 1–Generalized Machine Theory

(07Hours)

Energy in singly excited magnetic field systems, determination of magnetic force and torque from energy. Determination of magnetic force and torque from co-energy, Forces and torques in systems with permanent magnets. MMF of distributed winding, Magnetic fields production of EMFs in rotating machines.

Unit 2–Permanent Magnet Synchronous and brushless D.C. Motor Drives

(07 Hours)

Synchronous machines with PMs, machine configurations. Types of PM synchronous machines Sinusoidal and Trapezoidal. EMF and torque equations Torque - speed characteristics, Concept of electronic commutation, Comparative analysis of sinusoidal and trapezoidal motor operations. Applications.

Unit 3–Control of PMSM Machine

(07Hours)

abc- $\alpha\beta$ and $\alpha\beta$ -dq transformations, significance in machine modeling, Mathematical Model of PMSM (Sinusoidal), Basics of Field Oriented Control (FOC), Control Strategies: constant torque angle, unity power factor.

Unit 4–Reluctance Motor

(07 Hours)

Principle of operation and construction of Switch Reluctance motor, Selection of poles and pole arcs, Static and dynamics Torque production, Power flow, effects of saturation, Performance, Torque speed characteristics, Synchronous Reluctance, Constructional features; axial and radial air gap motors; operating principle; reluctance torque; phasor diagram; motor characteristics Introduction to control of Reluctance Drive. Applications.

Unit 5– Stepper Motor

(07 Hours)

Construction and operation of stepper motor, hybrid, Variable Reluctance and Permanent magnet, characteristics of stepper motor, Static and dynamics characteristics, theory of torque production, figures of merit; Concepts of lead angles, micro stepping, Applications selection of motor.

Unit 6–Electrical Machines

(07 Hours)

Introduction to linear electric machines. Types of linear induction motors, Constructional details of linear induction motor, Operation of linear induction motor. Performance specifications and characteristics Applications.

ICA: Minimum Eight experiments based on above syllabus.

Text Books:

1. K. Venkatratnam, 'Special Electrical Machines', University Press
2. A.E. Fitzgerald Charles Kingsley, Stephen Umans, 'Electric Machinery', Tata McGraw Hill Publication
3. T.J.E. Miller, 'Brushless Permanent magnet and Reluctance Motor Drives' Clarendon Press, Oxford 1989
4. V. V. Athani, 'Stepper Motors: Fundamentals, Applications and Design', New age International, 1997.
5. P.S. Bhimbra, Generalized Theory of Electrical Machines

Reference Books:

1. R Krishnan, 'Permanent Magnet Synchronous and Brushless D.C. Motor Drives' CRC Press.
2. Ion Boldea, 'Linear Electric Machines, Drives and maglevs' CRC press.
3. Ion Boldea S. Nasar, 'Linear Electrical Actuators and Generators', Cambridge University Press



Punyashlok Ahilyadevi Holkar Solapur University, Solapur
B.Tech. Electrical Engineering
Semester-I
PROFESSIONAL ELECTIVE-II
Advance Electrical Drives (EL 415.4)

Teaching Scheme

Theory: - 3Hrs/Week, 3 Credits

Tutorial: - 1Hr/Week, 1 Credit

Examination Scheme

ESE – 70 Marks

ICA - 25Marks

ISE- 30Marks

- **Prerequisites:** Electrical Machines, Power electronics & Control System
- **Course Objective:**
 1. Provide the basics of DC and AC variable speed drives.
 2. Develop awareness for use of variable speed drives for various applications in Industry.
 3. Make the student aware of research avenues in the field of Electrical Drives.
- **Course Outcomes: Students' will be able to:**
 1. Technical expertise of electrical machines & drives
 2. Apply the knowledge to practical industrial systems
 3. Self-learning new technology of electrical drives
 4. Analyze and solve numerical problems on electrical drives.
 5. Describe the modern electric machines, drives, power converters, and control circuits for Specific application.

SECTION I

Unit 1 Characteristics of Electric Motors:

(07 Hrs)

- **Prerequisite:**

Basic concepts from Electrical Machines, Speed control of Electric Machines.

- **Objectives:**

1. To make students to understand dynamics of electric drives
2. To make students to understand Steady State Stability

- **Outcomes:**

After completing this unit, student –

1. Able to apply the concepts of Electrical Drive
2. Able to understand dynamics of Electric Drives
3. Able to understand Steady State Stability & Load equalization

- **Unit Content:**

Characteristics of DC motors, 3-Phase induction motors and synchronous motors, starting and braking of electric motors. Dynamics of Electric Drives, Mechanical system, Fundamental torque equations, components of load torque, Dynamic conditions of a drive system, Energy loss in transient operations, Steady State Stability, Load equalization

Unit 2 DC Motor Drives:

(07 Hrs)

- **Prerequisite:**

Basic relations & characteristics of DC motor, conventional speed control methods of DC motors, basic knowledge of rectifier and chopper operation etc.

- **Objectives:**

1. To make students to understand the speed control of DC motors using power electronic converters such as rectifiers, Choppers etc
2. To make student to understand the real time application of these methods.

- **Outcomes:**

After completing this unit, student –

1. Would understand the converter fed DC motor speed control techniques.
2. Would perform the practical using different speed control methods.
3. Would be able to get the real time application of converter fed DC motor.

- **Unit Content:**

Starting, Braking and Speed Control, Transient analysis of separately excited motor with armature and field control, Energy losses during transient operation, Phase controlled converter fed DC drives, Dual-converter control of DC drive, Supply harmonics, Power factor and ripple in motor current, Chopper Control DC drives, Source current harmonic in choppers.

Unit 3 Induction Motor Drives:

(07 Hrs)

- **Prerequisite:**

Basic relations & characteristics, basic knowledge of inverter operation etc.

- **Objectives:**

1. To make students to understand the speed control of induction motor using power electronic converters such as inverters.
2. To make students to perform the various speed control methods of induction motors using different converters.
3. To make student to understand the real time application of these methods.

- **Outcomes:**

After completing this unit, student –

1. To make students understand the inverter fed induction motor speed control techniques.
2. To make students able to get the real time application of inverter fed induction motor.

- **Unit Content:**

Starting, Braking and transient analysis, Calculation of energy losses, Speed control, Stator voltage control, Variable frequency control from voltage and current sources, Slip power recovery-Static Scherbius and Cramer drives.

SECTION II

Unit 4 Synchronous Motor Drives:

(07 Hrs)

- **Prerequisite:**

Basic relations & characteristics of synchronous motors & Brushless DC motors,

- **Objectives:**

1. To make the students to understand idea of synchronous motor Basic relations & characteristics
2. To make the students to understand VSI fed synchronous motor speed control.
To make the students to understand Brush less DC Motor drives operation

- **Outcomes:**

After completing this unit, student –

1. Would understand basic relations & characteristics of synchronous motor
2. Would understand VSI fed synchronous motor operation & performance.
3. Would understand brushless DC motor drive operation.

- **Unit Content:**

Starting, Pull in and braking of synchronous motors, Speed control– variable frequency control, cycloconverters control, Brushless DC Motor, Linear Induction Motor, Stepper Motor and Switched Reduction Motor Drives, Important features and applications.

Unit 5 Energy Conservation in Electrical Drives:

(07 Hrs)

- **Prerequisite:**

- **Objectives:**

1. To make the students to understand losses in electrical drive system
2. To make the students to understand measures for energy conservation in electric drives

- **Outcomes:**

After completing this unit, student –

1. Would understand losses in electrical drive system
2. Would understand measures for energy conservation in electric drives

- **Unit Content:**

Losses in electrical drive system, Measures for energy conservation in electric drives, Use of efficient motor, Energy efficient operation of drives, Improvement of power factor and quality of supply.

Reference Books:

1. G. K. Dubey : Fundamentals of Electrical Drives, 2nd Edition, Alpha Science International, 2001.
2. S. B. Dewan, Gordon R. Slemon and A. Straughen: Power Semiconductor Drives, John Wiley Pub. 1996.
3. R. Krishnan: Electric Motor drives - Modelling, Analysis and Control, PHI India Ltd., 2002.
4. W. Shepherd, D. T. W. Liang and L.N. Hulley: Power Electronics and Motor Control, 2nd Edition, Cambridge Univ. Press, 1995.



Punyashlok Ahilyadevi Holkar Solapur University, Solapur
B.Tech. Electrical Engineering
Semester-I
PROFESSIONAL ELECTIVE-II
Advanced Applications in Solar Energy Technology (EL 415.5)

Teaching Scheme	Examination Scheme
Theory: - 3Hrs/Week, 3 Credits	ESE – 70 Marks
Tutorial: - 1Hr/Week, 1 Credit	ICA - 25Marks
	ISE- 30Marks

- **Prerequisite:**

Knowledge of solar Energy

Unit- 1 Introduction

(08 Hrs.)

- **Unit Content:**

Introduction to advanced solar energy applications. Thermal comfort; Sun motion. Solar water heating: Water heating systems; Freezing, boiling & scaling. Auxiliary energy; Forced-circulation systems. Natural-circulation systems; Integral collector storage systems. Water heating in space heating and cooling systems; Swimming pool heating. Hot water industrial process heat system.

- **Content Delivery Methods:**

Chalk and talk, power point presentations.

- **Assessment Methods:**

Theory questions related to above content.

Unit- 2 Solar based Building Heating & Cooling:

(08 Hrs.)

- **Unit Content:**

Passive Heating of Buildings: Direct Gain, Thermal storage wall, Sunspaces, Thermal storage roof, Convective loop. Passive cooling of buildings: Shading, ventilation, evaporation, radiation cooling, ground coupling, dehumidification. Building heating-Hybrid methods: Solar active heating of buildings: General aspects, Components of solar heating system (solar collector, thermal storage system, Auxiliary heat supply system, and control systems). Three ways of solar space heating: solar air systems, solar liquid systems, and solar heat pump systems.

- **Content Delivery Methods:**

Chalk and talk, power point presentations.

- **Assessment Methods**

Theory questions related to above content.

Unit- 3 Solar Refrigeration and Air conditioning:

(08 Hrs.)

- **Unit Content:**

Carnot refrigeration cycle. Solar absorption cooling: Principle of absorption cooling, Basics of absorption cooling, LiBrH₂O absorption system, H₂O-NH₃ absorption system, Intermittent absorption

refrigeration system. Solar Vapour Compression Refrigeration. Solar Desiccant Cooling: Triethylene glycol open-cycle air conditioning system using solar air heating collectors for regeneration, LiCl-H₂O open-cycle cooling system. Ventilation desiccant cycle and Recirculation desiccant cycle. Solar thermoelectric refrigeration and air-conditioning.

- **Content Delivery Methods:**

Chalk and talk, power point presentations.

- **Assessment Methods:**

Theory questions related to above content.

Unit- 4 Solar Drying of Food & Solar Desalination:

(08 Hrs.)

- **Unit Content:**

Basics of solar drying. Types of solar dryers: Natural convection or Direct type solar dryers. Forced circulation type dryers: Hybrid dryer, Bin type grain dryer, solar timber drying. Hot air industrial process heat system. Solar Desalination: Simple solar still, Basics of solar still, material problems in solar still, Performance prediction of Basin-Type still. Wick type solar still. Multi-stage solar still. Active solar still. Future material advancements.

- **Content Delivery Methods:**

Chalk and talk, power point presentations.

- **Assessment Methods:**

Theory questions related to above content.

Unit -5 Solar Photovoltaic Power Applications:

(08Hrs)

- **Unit Content:**

Rooftop Solar PV Systems: Introduction, system components, typical schematic diagram of rooftop solar PV systems, costing, net-metering of rooftop grid connected system, system performance analysis (Performance Ratio and Levelized Cost of Electricity). Solar PV water pumping system. Solar PV battery charging system. Solar PV street lighting system. Floating solar PV systems.

- **Content Delivery Methods:**

Chalk and talk, Videos

- **Assessment Methods:**

Theory questions related to above content.

Text books:


1. Chetan S. Solanki., “Solar Photovoltaic: Fundamentals, Technologies and Application”.
2. S. P. Sukhatme and J. K. Nayak, “Solar Energy: Principles of Thermal Collection and Storage”.
3. J. A. Duffie and W. A. Beckman, “Solar Engineering of Thermal Process”.
4. H. P. Garg and J. Prakash, “Solar Energy: Fundamentals and Applications”

References:

2. Twidell & Wier, “Renewable Energy Resources”, CRC Press (Taylor & Francis)
3. Ramesh & Kumar “Renewable Energy Technologies”, Narosa

4. G D Rai “Non-Conventional Energy Sources”, Khanna Publications
5. Tiwari and Ghosal “Renewable energy resources”, Narosa.
6. D.P.Kothari, K.C.Singhal, “Renewable energy sources and emerging technologies”, P.H.I.

ICA: Minimum six tutorials on the above syllabus

 <p>पुण्यश्लोक अहिल्यादेवी होळकर सोलापूर विद्यापीठ ॥ विद्यया संपन्नता ॥</p>	Punyashlok Ahilyadevi Holkar Solapur University, Solapur B.Tech. Electrical Engineering Semester-I PROFESSIONAL ELECTIVE-II Electric and Hybrid Vehicle (EL 415.6)	
	Teaching Scheme	Examination Scheme
Theory: - 3Hrs/Week, 3 Credits		ESE – 70 Marks
Tutorial: - 1Hr/Week, 1 Credit		ICA - 25Marks
		ISE- 30Marks

Course Objectives: The students will be able to

1. To gain knowledge of Li-ion battery protection.
2. To learn HEV Subsystems and Configurations
3. To understand Mathematical Model of Li-ion battery.
4. To familiarize with Hybridization of drive trains.
5. To learn Star Labeling Schemes for Li-ion Packs

Course Outcomes: After completing the course, the students will be able to

At the end of this course, students will be able to:

1. Analyze the Life Cycle Assessment of Li-ion battery.
2. Describe the different types of Li-ion charging methods
3. Comprehend the knowledge of drive train hybridization.
4. Evaluate EV motor sizing.
5. Classify Battery Recycling methods.

SECTION I

UNIT 1: Li-ion Battery

(07 Hours)

Materials used for Li-ion battery, Nanostructured Electrode Materials for Li-Ion Batteries, Li-ion battery protection, Wireless charging of EV, Life Cycle Assessment of Li-ion battery, Solid-state Battery, Panasonic 18650 & 2170 cell.

UNIT 2: Battery Charging and modelling

(07 Hours)

TSCC/CV charging and CVCC/CC charging of Li-Ion battery, BMS standards, SoC Estimation methods (Kalman Filter, Neural Network, Fuzzy logic), Public EV charging stations, Solar Powered Charging Stations, Modeling of Lithium-ion batteries, Thermal Modeling of Li-ion battery.

UNIT 3: Electric Vehicle Technologies

(07 Hours)

Battery Swapping System, EV Fleet Management, Sensors for Electric Vehicles Electric bus, Electric trucks, Fuel cell vehicles, Introduction of EV Subsystems and Configurations, Energy management

strategies and its general architecture.

SECTION II

UNIT 4: Plug-In Hybrid Electric Vehicles (07 Hours)

Hybridization of drive trains in HEVs, Hybridization of energy sources in EVs, Power Flow control in hybrid drive train topologies, Power Management Strategies in HEV, Introduction of HEV Subsystems and Configurations, Vehicle Dynamics Fundamentals and HEV Modeling (Series Hybrid), Fuel

UNIT 5: EV Components Design (07 Hours)

Criteria for battery selection, Forces on EV calculation, Power for EV calculation, Sizing the Power Converter, Sizing of Electric Machine for EVs and HEVs, Motor Torque Calculation, Induction motor control, PMSM motor control, Battery pack design, In vehicle networks- CAN

UNIT 6: Electric Vehicle Policies and Startups (07 Hours)

FAME-II Policy , Charging Infrastructure for Electric Vehicles - Revised Guidelines and Standards , Star Labeling Schemes for Li-ion Packs- BEE India, EV Tariff, EV Startup examples, Li-ion Battery Recycling Policy and Standards

ICA: Minimum six tutorials on the above syllabus


Text Books:

1. Energy Systems for Electric and Hybrid Vehicles Edited by K.T. Chau
2. Iqbal Hussain, “Electric & Hybrid Vehicles – Design Fundamentals”, Second Edition, CRC Press, 2011
3. Electric and Hybrid Vehicles by Tom Denton

Reference Books:

1. Iqbal Hussein, Electric and Hybrid Vehicles: Design Fundamentals, CRC Press, 2003.
2. Mehrdad Ehsani, Yimin Gao, Ali Emadi, “Modern Electric, Hybrid Electric, and Fuel Cell Vehicles: Fundamentals”, CRC Press, 2010
3. James Larminie, “Electric Vehicle Technology Explained”, John Wiley & Sons, 2003..
4. Mehrdad Ehsani, Yimi Gao, Sebastian E. Gay, Ali Emadi, Modern Electric, Hybrid Electric and Fuel Cell Vehicles: Fundamentals, Theory and Design, CRC Press, 2004.
5. James Larminie, John Lowry, Electric Vehicle Technology Explained, Wiley, 2003.
6. B D McNicol, D A J Rand, “Power Sources for Electric Vehicles”, Elsevier publications, 1st Edition, 1998.
7. Chris Mi, M. Abul Masrur Hybrid Electric Vehicles: Principles and Applications with Practical Perspectives, 2nd Edition Wiley, 2017.
8. Seth Leitman, “Build Your Own Electric Vehicle” MC Graw Hill, 1st Edition, 2013.

SEMESTER-II

 <p>पुण्यश्लोक अहिल्यादेवी होळकर सोलापूर विद्यापीठ ॥ विद्यया संपन्नता ॥</p>	Punyashlok Ahilyadevi Holkar Solapur University, Solapur B.Tech. Electrical Engineering Semester-II SELF-LEARNING MODULE--III Electrical Estimation, Installation Testing and Maintenance (EL 421.1)	
	Teaching Scheme Theory: -2 Credits	Examination Scheme ESE – 50 Marks

- **Course Objectives**

1. To understand testing and maintenance of various electrical equipment
2. To provide sufficient knowledge of installation & testing of electrical equipment's and switch-gears.
3. To understand various provision under IE rules.
4. To make student can understand the concept of various test.

- **Course Outcomes**

1. Student able to learn the testing and maintenance of various electrical equipment's
2. Student should take due care in the installation of electrical equipment's,
3. Student should take due care while observing IE rules.
4. To make student can perform various test.

SECTION-I

Unit 1 Safety and Prevention of Accidents

(05 Hrs.)

- **Prerequisite:**

Safety, basic idea about shock treatment

- **Objectives:**

1. To make student understand terminology used in safety
2. To introduce to student methods of providing artificial respiration
3. To make student understand operation of fire extinguishers

- **Outcomes:**

After completing this unit, student

1. Can apply terminology used in safety.
2. Can apply practically methods of providing artificial respiration.
3. Can know the operation of fire extinguishers.

- **Unit Content:**

Definition of terminology used in safety; safety, hazard, accident, major accident hazard, responsibility, authority, accountability, monitoring, I.E. Act & statutory regulations for safety of persons & equipment's working with electrical installation, Do's & don'ts for substation operators as listed in IS, Meaning & causes of electrical accidents, factors on which severity of shock depends, Procedure for rescuing the person who has received an electric shock, methods of providing artificial respiration,

Precautions to be taken to avoid fire due to electrical reasons, operation of fire extinguishers

- **Content Delivery Methods:**

Chalk and talk, power point presentations

- **Assessment Methods:**

Theoretical questions on above content

Unit 2– Estimating and Conductor Size Calculations

(05 Hrs.)

- **Prerequisite:**

Various types of conductors used in transmission line and current carrying capacity

- **Objectives:**

1. To make student understand various steps to form an estimate.
2. To make student analyze conductor size calculations for wiring and cables.

- **Outcomes:**

After completing this unit, student –

1. Is able to write the various steps to form an estimate.
2. Can evaluate conductor size for wiring and cables.

- **Unit Content:**

Estimating Meaning, Various steps to form an estimate, Price catalogue, Schedule of labour rates, Schedule of rates and estimating data, determination of conductor size, current carrying capacity, voltage drop, minimum permissible size, conductor size calculations for internal domestic wiring, simple numerical, Conductor size calculation for underground cables, Simple numerical, Conductor size calculations for overhead lines with A.C.S.R. conductors, simple numerical

- **Content Delivery Methods:**

Chalk and talk, power point presentations

- **Assessment Methods:**

Numerical problems on Conductor size calculation, Theoretical questions on various steps to form an estimate

Unit 3- Electrical Installation

(05 Hrs.)

- **Prerequisite:**

Basics of foundation

- **Objectives:**

1. To introduce to student various factors for machine foundation
2. To make student understand procedure for leveling and alignment.
3. To introduce to student the use of various tools and devices for loading and unloading

- **Outcomes:**

After completing this unit, student –

1. Can understand various factors for machine foundation
2. Can understand procedure for leveling and alignment.
3. Can understand the use of various tools and devices for loading and unloading

- **Unit Content:**

Factors involved in designing the machine foundation, Requirement of different dimension of foundation for static & rotating machines, procedure for leveling & alignment of two shafts of directly & indirectly coupled drives, effects of misalignment, Installation of rotating machines as per I.S.900-1992, Importance and purpose of earthing, types of earthing- Pipe and Plate Earthing.

- **Content Delivery Methods:**

Chalk and talk, power point presentations

- **Assessment Methods:**

Theoretical questions related to above Content.

SECTION-II

Unit 4– Testing of Rotating Machines, Transformer and Insulation

(05 Hrs.)

- **Prerequisite:**

Working of Transformer and Rotating Machine, Name of the insulating materials, importance of insulating material in electrical equipment

- **Objectives:**

1. To make student learn objectives of testing.
2. To make student learn the concepts of routine tests, type tests, special tests, supplementary test.
3. To make student capable to perform the different tests on the transformers.
4. To make student understand different properties of insulating material.
5. To make student understand various tests on the insulating materials.

- **Outcomes:**

After completing this unit, student –

1. Can understand objectives of testing.
2. Is able to understand necessity of routine tests, type tests, special tests, supplementary test.
3. Can make the connections of different tests of transformer.
4. Can solve the theoretical questions based on given syllabus
5. Can write the procedure for various test of insulation
6. Is able to prepare routine, preventive & breakdown maintenance schedule.
7. To make student can perform Direct, Indirect and regenerative test.

- **Unit Content:**

Objectives of testing, significance of I.S.S., test on electrical machines before commissioning, concept of routine tests, type tests, special tests, supplementary test on transformer and rotating machine, induced over voltage and Impulse voltage withstand test of transformer, Classification of insulating materials as per I.S.8504 (part III) 1994, factors affecting life of insulating materials, Properties of good transformer oil, list the agents which contaminates the insulating oil, understand the procedure of following tests on oil as per I.S. 1692-1978 a) acidity test b) flash point test c) crackle test d) sludge test.

- **Content Delivery Methods:**

Chalk and talk, power point presentation, videos

- **Assessment Methods:**

Theoretical questions related to above content.

Unit 5- Maintenance of Rotating Machines, Transformer and Insulation

(05 Hrs.)

- **Prerequisite:**

Working of Transformer and Rotating Machine, various types of transformers.

- **Objectives:**

1. To make student understand the concept of routine, preventive & breakdown maintenance of rotating machine
2. To make student understand the maintenance schedule of transformer
3. To make student understand the cleaning methods of insulation

- **Outcomes:**

After completing this unit, student –

1. Is able to prepare routine, preventive & breakdown maintenance schedule.
2. Can prepare the maintenance schedule of transformer
3. Can write the procedure for cleaning methods of insulation

- **Unit Content:**

Concept of routine, preventive & breakdown maintenance, comparison of Preventive and breakdown maintenance, comparison of routine and break down maintenance, procedure for developing preventive maintenance schedule, Factors affecting on preventive maintenance schedule, Introduction to total productive maintenance, Routine, Preventive maintenance of transformer, Methods of cleaning the insulation covered with loose dust, sticky dirt and oily viscous films, procedure for drying of insulation & varnishing insulation, Methods of varnishing of insulation (hot dip method & vacuum impregnation).

- **Content Delivery Methods:**

Chalk and talk, power point presentations

- **Assessment Methods:**


Theoretical questions on above content.

- **Text books:**

1. S. Rao “Testing & Commissioning Of Electrical Equipment “,Khanna Publishers
2. B .V. S. Rao, “Testing & Commissioning Of Electrical Equipment”, Media Promoters and Publication Pvt., Ltd.

- **References:**

1. Uppal .S. L – Electrical Wiring, Estimation & Costing (Khanna Publication).
2. Raina & Bhattacharaya – Electrical Design Estimating & Costing (Willy Estern).
3. Relevant Bureau of Indian Standards
4. H. N. S. Gowda, “A Handbook on Operation and Maintenance of Transformers”,Published by H. N. S. Gowda

	Punyashlok Ahilyadevi Holkar Solapur University, Solapur B.Tech. Electrical Engineering Semester-II SELF-LEARNING MODULE--III Mechatronics (EL 421.2)	
	Teaching Scheme Theory: -2 Credits	Examination Scheme ESE – 50 Marks

SECTION-I

Unit 1–Fundamentals: (05 Hrs.)

- **Unit Content:**

Objective, scope and outcome of the course, Introduction to Mechatronics system- key element Mechatronics Design process- Types of design-Design Parameter-Traditional and Mechatronics designs-

- **Content Delivery Methods:**

Chalk and talk, power point presentations

- **Assessment Methods:**

Theoretical questions on above content

Unit 2–System Modelling: (05 Hrs.)

- **Unit Content:**

Introduction-model categories-fields of application-model development-model verification-model validation-model simulation-design of mixed systems-electro mechanics design model transformation-domain-independent description forms simulator coupling

- **Content Delivery Methods:**

Chalk and talk, power point presentation, videos

- **Assessment Methods:**

Theoretical questions on above content

SECTION-II

Unit 3 System Interfacing: (05 Hrs.)

- **Unit Content:**

Introduction-selection of interface cards-DAQ card-single channelmultichannel-RS232/422/485 communication- IEEE 488 standard interface-GUI card-GPIB-Ethernet switch -Man machine interface.

- **Content Delivery Methods:**

Chalk and talk, power point presentations

- **Assessment Methods:**

Theoretical questions on above content

Unit 4- Case Studies of Mechatronics System:**(05 Hrs.)****• Unit Content:**

Introduction-Fuzzy based washing machine-pH control system- Autofocus Camera, exposure control- Motion control using D.C. Motor & Solenoids-Engine management systems. Controlling temperature of a hot/cold reservoir using PID Control

• Content Delivery Methods:

Chalk and talk, power point presentation

• Assessment Methods:

Theoretical questions related to above Content.

Unit 5- Micro Mechatronics System:**(5 Hrs.)****• Unit Content:**

Introduction- System principle - Component design – System design scaling laws- Micro actuation- Micro robot- Micro pump - Applications of micro-Mechatronics components.

• Content Delivery Methods:

Chalk and talk, power point presentations

• Assessment Methods:

Theoretical questions related to above Content.

Text books:

1. Devadas Shetty, Richard A.Kolkm, “Mechatronics system design, PWS publishing company, 2009.
2. Bolton, “Mechatronics – Electronic control systems in mechanical and electrical engineering, 2 nd edition, Addison Wesley Longman Ltd., 2009.
3. Brian morriss, “Automated manufacturing Systems – Actuators Controls, sensors and Robotics”, McGraw Hill International Edition, 2000.
4. Bradley, D. Dawson, N.C.Burd and A.J. Loader, “Mechatronics: Electronics in product and process”, Chapman and Hall, London, 1999



Punyashlok Ahilyadevi Holkar Solapur University, Solapur
B.Tech. Electrical Engineering
Semester-II
SELF-LEARNING MODULE--III
Alternate Energy Systems (EL 421.3)

Teaching Scheme
Theory: -2 Credits

Examination Scheme
ESE – 50 Marks

□ **Course Prerequisite:**

Awareness about energy resources, concept of conversion process

● **Course Objectives**

This course aims to:

1. Develop a fundamental understanding of solar thermal and photovoltaic systems.
2. Provide the knowledge of development and operation of wind energy system
3. Discuss bio-energy resource assessment.
4. Introduce different storage systems, Integration and Economics of Renewable Energy Systems.

● **Course Outcomes**

At the end of this course, students will be able to:

1. Analyze the performance of solar thermal and photovoltaic systems.
2. Determine wind turbine performance.
3. Explain and evaluate biomass resources in an Indian context.
4. Illustrate the importance of storage systems.
5. Analyze the economics of renewable energy sources.

SECTION-I

Unit-1 Solar Energy-I

(05 Hrs.)

Unit contents:

Solar radiation at the earth's surface, Solar constant, Spectral distribution, Extraterrestrial Radiation, Solar Terrestrial Radiation, Solar radiation geometry, Computation of $\cos\theta$ for any location having any orientation, Empirical equations for predicting the availability of solar radiation: Monthly average daily and hourly global and diffuse radiation, Beam and Diffuse radiation under cloudless skies, Solar radiation on tilted surfaces Introduction to concentrating solar power (CSP) plants using technologies like a) Parabolic troughs b) Linear Fresnel reflector, c) Parabolic Dish, etc.

● **Content delivery methods:**

Chalk and talk, power point presentation

● **Assessment Methods:**

Theoretical Questions related to above contents

Unit-2 Solar Energy-II:**(05Hrs.)****• Unit contents:**

Tracking, Peak Power Point Operation, Electrical characteristics of Silicon PV Cells and Modules, PV System Components, Efficiency of PV system, MPPT of solar system, PV system design for various applications (residential, commercial and industrial)

Content delivery methods:

Chalk and talk, power point presentation

Assessment Methods:

Theoretical Questions related to above contents

Unit-3 Wind Energy**(05 Hrs.)****Unit contents:**

Power Contained in Wind, Conversion, the maximum energy obtained for a Thrust-operated converter (Efficiency limit), Design of Wind Turbine Rotor, Power-Speed Characteristics, Torque-Speed Characteristics, Wind Turbine Control Systems: Control Strategy, Wind Speed Statistics, Statistical Wind Speed Distributions, Site and Turbine Selection, Extraction of wind energy and wind turbine power. Introduction to Offshore Wind Energy System and its comparison with Wind Energy System,

Content delivery methods:

Chalk and talk, power point presentation

Assessment Methods:

Theoretical Questions related to above contents

SECTION-II**Unit-4 Biomass Energy:****(05 Hrs.)****• Unit contents:**

Biomass Classification, Biomass Resources and their Energy Potential, Biomass Conversion Technologies: Anaerobic Digestion, Ethanol Fermentation, Biomass Gasification: Gasifiers, Fluidized Bed Gasifier, Biogas Technologies and their factor affecting Biogas Production, Biogas Plants: Floating and Fixed Dome type, designing of biogas plant, Introduction to Biodiesel, Power Generation from Municipal Solid Waste (MSW), Landfill Gas, Liquid Waste.

• Content delivery methods:

Chalk and talk, power point presentation

• Assessment Methods:

Theoretical Questions related to above contents

Unit- 5 Integration of RES**(05 Hrs.)****• Prerequisite:**

Terms related to economics

• Objectives:

1. To introduces Demand side management.
2. To introduces role of renewable energy sources in energy management.

- **Outcomes:**

After completing this unit

1. Students should able to write case study on industry/institute etc.
2. Can able to understand financial constraints.

- **Unit contents:**

A. Integration of RES with grid, Grid codes.

B. Economics of RES: Simple, Initial rate of return, time value, Net present value, Internal rate of return, Life cycle costing, Effect of fuel Escalation, Annualized and levelized cost of energy.

- **Content delivery methods:**

Chalk and talk, power point presentation

- **Assessment Methods:**


Theoretical Questions related to above contents

Text Books:

1. Chetan Singh Solanki, “Solar Photovoltaics-Fundamentals, Technologies and Applications”, PHI Second Edition
2. Godfrey Boyle, “Renewable Energy”, Third edition, Oxford University Press
3. H. P. Garg, J. Prakash, “Solar Energy-Fundamentals and Applications”, Tata McGraw hill Publishing Co. Ltd., First Revised Edition.
4. Mukund R. Patel, “Wind and Power Solar System”, CRC Press

Reference Books:

1. D.P.Kothari, K.C.Singal, Rakesh Rajan, “Renewable Energy Sources and Emerging Technologies”, PHI Second Edition
2. Tapan Bhattacharya, “Terrestrial Solar Photovoltaics”, Narosa Publishing House
3. Paul Gipe, “Wind Energy Comes of Age”, John Wiley & Sons Inc.
4. Donald L.Klass, “Biomass for Renewable Energy, Fuels, and Chemicals, Elsevier, Academic Press
5. Thomas Ackermann, “Wind Power in Power Systems”, Wiley Publications.

	Punyashlok Ahilyadevi Holkar Solapur University, Solapur B.Tech. Electrical Engineering Semester-II SELF-LEARNING MODULE--III (EL 421.4)	
	Teaching Scheme	Examination Scheme
Theory: -2 Credits		ESE – 50 Marks

Students can select & enroll for an approved minimum eight-week technical course from various NPTEL/SWAYAM technical courses, Or any other approved MOOC platform, complete its assignments and appear for a certification examination conducted by NPTEL, SWAYAM Or respective MOOC platform.

BOS Chairman / Coordinator will announce the list of approved NPTEL/MOOC online courses/areas of minimum eight weeks duration for ‘Self Learning Module-III’ from the available NPTEL/SWAYAM/MOOC courses and will make them available to students through the University website.

List of approved NPTEL/MOOC online courses/areas of minimum **eight weeks** duration based on following areas

- Electric Vehicles
- Renewable energy
- Automation and Robotics
- Artificial intelligence
- Machine Learning and Deep Learning
- Sustainable Power System
- Advance Power Electronic and Control
- Design of Photovoltaic system
- Advance Electrical Drives
- Research Methodology



Punyashlok Ahilyadevi Holkar Solapur University, Solapur
B.Tech. Electrical Engineering
Semester-II
SELF-LEARNING MODULE--IV
Electrical Energy Audit and Management (EL 422.1)

Teaching Scheme
Theory: -2 Credits

Examination Scheme
ESE – 50 Marks

- **Course Prerequisite:**

Awareness about energy sources, Awareness about energy management. Concept of Demand Management, Concept of Tariff

- **Course Objectives**

1. Understanding importance of Energy and Energy security
2. Understand impact of use energy resources on environment and emission standards, different operating framework
3. Follow format of energy management, energy policy
4. Learn various tools of demand Control
5. Calculate economic viability of energy saving option

- **Course Outcomes**

1. Analyze and understand energy consumption patterns and environmental impacts and mitigation method.
2. Listing various energy conservation measures for various processes.
3. Students can carry out preliminary audits.

SECTION-I

Unit-1 Energy Scenario

(06 Hrs.)

- **Prerequisite:**

Awareness about energy sources

- **Objectives:**

1. To introduces the type of energy(s) with relation to energy scenario.
2. To introduces energy conservation clause(s)

- **Outcomes:**

After completing this unit

1. Students should able to explain the given type of energy(s) with relation to energy scenario.
2. Students can Interpret the given energy conservation clause(s)
3. Students should understand the given IE rules
4. Can Explain Energy Conservation Act and Electricity act.

Unit contents:

Classification of Energy resources, Conventional and non-conventional, primary and secondary

sources, commercial energy production, final energy consumption, Energy needs of growing economy, short terms and long terms policies, energy sector reforms, distribution system reforms and up-gradation, energy security, importance of energy conservation, energy and environmental impacts, emission check standard, United nations frame work convention on climate change, Global Climate Change Treaty, Kyoto Protocol, Clean Development Mechanism, salient features of Energy Conservation Act 2001 and Electricity Act 2003. Indian and Global energy scenario, Introduction to IE Rules, Study of Energy Conservation Building Code (ECBC), Concept of Green Building

- **Content delivery methods:**

Chalk and talk, power point presentation

- **Assessment Methods:**

Theoretical Questions related to above contents

Unit-2 Energy Management:

(05 Hrs.)

- **Prerequisite:**

Awareness about energy management

- **Objectives:**

1. To introduces management strategy
2. To introduces energy manager skills and duties

- **Outcomes:**

After completing this unit

1. Students should able to management strategy.
2. Can able to explain energy manager skills and duties
3. Students should able to understand the elements of an effective energy management program.

- **Unit contents:**

Definition and Objective of Energy Management, Principles of Energy management, Energy Management Strategy, Energy Manager Skills, key elements in energy management, force field analysis, energy policy, format and statement of energy policy, Organization setup and energy management. Responsibilities and duties of energy manager under act 2001. Energy Efficiency Programs, Energy monitoring systems,

Content delivery methods:

Chalk and talk, power point presentation

Assessment Methods:

Theoretical Questions related to above contents

Unit-3 Demand Management

(05 Hrs.)

Prerequisite:

Concept of Demand Management, Concept of Tariff

Objectives:

1. To introduces Demand side management.
2. To introduces role of renewable energy sources in energy management.

Outcomes:

After completing this unit

1. Students should be able to understand the concept of Demand side management
2. Students should be able to understand importance of power factor

Unit contents:

Supply side management (SSM), various measures involved such as use of FACTS, Generation system up gradation, constraints on SSM. Demand side management (DSM), advantages and Barriers, implementation of DSM, areas of development of demand side management in agricultural, domestic and commercial consumers. Demand management through tariffs (TOD), Power factor penalties and incentives in tariff for demand control, Apparent energy tariffs, Role of renewable energy sources in energy management.

Content delivery methods:

Chalk and talk, power point presentation

Assessment Methods:

Theoretical Questions related to above contents

SECTION-II**Unit-4 Energy Audit:****(05 Hrs.)****Prerequisite:**

Concept of General Audit, Terms of Audit

Objectives:

1. To introduce energy management program.
2. To know contents for audit report writing.

- **Outcomes:**

After completing this unit

1. Students should be able to understand the concept of energy flow
2. Can be able to understand the need of audit.

- **Unit contents:**

Definition, need of energy audit, types of audit, procedures to follow, data and information analysis, energy audit instrumentation, energy consumption – production relationship, pie charts. Sankey diagram, Cusum technique, least square method and numerical based on it. Outcome of energy audit and energy saving potential, action plans for implementation of energy conservation options. Benchmarking energy performance of an industry. Energy Audit Report writing as per prescribed format.

- **Content delivery methods:**

Chalk and talk, power point presentation

- **Assessment Methods:**

Theoretical Questions related to above contents

Unit-5 Energy conservation in application:**(05 Hrs.)****• Prerequisite:**

Concept of conservation.

• Objectives:

1. To know about energy conservation.
2. To know areas of energy conservation.

• Outcomes:

After completing this unit

1. Students should be able to understand the need of energy conservation
2. can be able to understand different challenges in energy conservation.

• Unit contents:

a) Motive power (motor and drive system). b) Illumination c) Heating systems (boiler and steam systems) c) Ventilation (Fan, Blower, Compressors) and Air Conditioning systems d) Pumping System e) Cogeneration and waste heat recovery systems f) Utility industries (T and D Sector) g) Diesel generators

• Content delivery methods:

Chalk and talk, power point presentation

• Assessment Methods:

Theoretical Questions related to above contents

Text Books:

1. Energy Auditing in Electrical Utilities by Rajiv Shankar
2. Energy Management And Conservation by Shrama K V, P. Venkateshaiah, I K International
3. Handbook on Energy Audit and Environment Management”, by Abbi Y.P. and Shashank Jain, The Energy and Resources Institute, TERI
4. Diwan, P., Energy Conservation, Pentagon Press (2008).

Reference Books:

1. Energy Audit and Management 1st Edition 2022 by L. Ashok Kumar and Ganesan, Gokul, CRC Press
2. Handbook Of Energy Audits 9th Edition (Hb 2013) by Albert Thumann, Terry Niehus and William J Younger, Taylor & Francis Publisher
3. Energy Audit Approach for Beginners: A Practitioner’s guide for Energy Manager & Auditors, by S Babu & M Karthikkaruppu
4. Energy Efficiency and Management for Engineers, 1st Edition, Mehmet Kanoğlu and Yunus A. Çengel, McGraw-Hill Education



Punyashlok Ahilyadevi Holkar Solapur University, Solapur
B.Tech. Electrical Engineering
Semester-II
SELF-LEARNING MODULE--IV
High Voltage DC Transmission (EL 422.2)

Teaching Scheme
Theory: -2 Credits

Examination Scheme
ESE – 50 Marks

- **Course Prerequisite:**

Electrical Power System I and II. The knowledge of Power Electronics is additionally required.

- **Course Objectives**

1. The control strategy for frequency and voltage regulation in DC link is covered in detail for interconnected HVDC systems. It also presents the power system stability and fault analysis.
2. Students will be able to enhance their learning domain by distinguishing the requirement of HVDC system over HVAC system.
3. They will also learn the components used and role of power electronics involved for regulating the voltage angle and frequency for power flow and interconnection

- **Course Outcome:**

After completion of this course the student is able to

1. Compare EHV AC and HVDC system and to describe various types of DC links
2. Analyze Graetz circuit for rectifier and inverter mode of operation
3. Describe various methods for the control of HVDC systems and to perform power flow analysis in AC/DC systems
4. Describe various protection methods for HVDC systems and classify Harmonics and design different types of filters

SECTION-I

Unit-1 Introduction to HVDC transmission:

(05 Hrs.)

Unit contents:

Early discoveries and applications, Limitation and advantages of AC and DC transmission, Classification of HVDC links, Components HVDC Transmission system, Ground Return Advantages and Problems, Advances in HVDC transmission. HVDC system application in wind power generation

- **Content delivery methods:**

Chalk and talk, power point presentation

- **Assessment Methods:**

Theoretical Questions related to above contents

Unit-2 Analysis of Line Commutated Converters Line Commutated Converters:

(05 Hrs.)

- **Unit contents:**

Basic Principle of three-phase AC–DC Conversion, six pulse converter operation, Effect of Delaying the Firing Instant, The Commutation Process, Analysis of the Commutation Circuit, Analysis neglecting commutation overlap, Rectifier Operation, Inverter Operation, Power Factor and Reactive Power, Characteristic Harmonics, DC Side Harmonics, AC Side Harmonics, Twelve Pulse Converters operation, AC/DC side voltage and current waveforms, Expressions for average dc voltage

Content delivery methods:

Chalk and talk, power point presentation

Assessment Methods:

Theoretical Questions related to above contents

Unit-3 Converter and HVDC system control:

(05 Hrs.)

Unit contents:

General, Principles of DC link control, Converter control characteristics, System control hierarchy, firing angle control, Current and extinction angle control, Starting and stopping of DC link, Power control, higher level controllers. Principles of DC Link Control in a LCC HVDC System. Higher level Controllers, Power control, Frequency Control, Reactive Power Control, Principles of DC Link Control in a VSC based HVDC system: Power flow and dc voltage control. Reactive Power Control / AC voltage regulation using VSC

Content delivery methods:

Chalk and talk, power point presentation

Assessment Methods:

Theoretical Questions related to above contents

SECTION-II

Unit-4 Components of HVDC Systems:

(05 Hrs.)

- **Unit contents:**

Smoothing Reactors, Reactive Power Sources and Filters in LCC HVDC systems DC line: Corona Effects, Insulators and Transient Over-voltages. DC line faults in LCC systems. DC line faults in VSC systems, dc breakers, Mono-polar Operation. Ground Electrodes.

- **Content delivery methods:**

Chalk and talk, power point presentation

- **Assessment Methods:**

Theoretical Questions related to above contents

Unit-5 Reactive power control:

(05 Hrs.)

- **Unit contents:**

Reactive power requirements in steady state, Sources of reactive power, Static VAR systems, Reactive power control during transients, Harmonics and filters, Generation of harmonics, Design of AC filters, and DC filters. Power flow analysis in AC/DC systems: General, Modeling of DC links, Solution of DC

load flow, Discussion, Per unit system for DC quantities.

- **Content delivery methods:**

Chalk and talk, power point presentation

- **Assessment Methods:**

Theoretical Questions related to above contents

Unit- 6 Harmonics & Filters:

(05 Hrs.)

- **Unit contents:**

Characteristics Harmonics and Non-Characteristics Harmonics, Causes, Consequences, Trouble Caused by Harmonics, Means of Reducing Harmonics, Filters, AC & DC Filters. Multi Terminal HVDC System

- **Content delivery methods:**


Chalk and talk, power point presentation

- **Assessment Methods:**

Theoretical Questions related to above contents

Reference Books:

1. Edwart, K., Direct Current Transmission (Vol. 1), John Wiley and Sons (2008).
2. Padiyar, K.R., HVDC Power Transmission System, New Age International (P) Limited, Publishers (2008).
3. Vijay K Sood, "HVDC and FACTS Controller" Springer Publication, 2004.
4. S Kamakshaiah and V Kamaraju, "HVDC Transmission" TMH Publications, 2011.
5. M. H Rashid, "Power Electronics Handbook" Academic Press, 2001.
6. J., HVDC Transmission, IEE Press (2007).

 <p>पुण्यश्लोक अहिल्यादेवी होळकर सोलापूर विद्यापीठ ॥ विद्यया संपन्नता ॥</p>	Punyashlok Ahilyadevi Holkar Solapur University, Solapur B.Tech. Electrical Engineering Semester-II SELF-LEARNING MODULE--IV Illumination Engineering (EL 422.3)	
	Teaching Scheme Theory: -2 Credits	Examination Scheme ESE – 50 Marks

- **Course Prerequisite:**

Sources of light, Awareness about energy sources,

- **Course Objectives**

This course aims to:

1. To explain conventional and modern lamps and their accessories.
2. To get detailed insight of indoor and outdoor illumination system components, control and design aspects.
3. To know the requirements of energy efficient lighting.
4. To introduce the modern trends in the lighting

- **Course Outcomes**

At the end of this course, students will be able to:

1. Define and reproduce various terms in illumination.
2. Identify various parameters for illumination system design.
3. Design indoor and outdoor lighting systems.
4. Enlist state of the art illumination systems.

SECTION-I

Unit-1 Importance of Lighting in Human Life

(05 Hrs.)

Unit contents:

Optical systems of human eye, Dependence of human activities on light, performance characteristics of human visual system, External factors of vision-visual acuity, contrast, sensitivity, time luminance, colour, visual perception, optical radiation hazards, Good and bad effects of lighting and perfect level of illumination, Artificial lighting as substitute to natural light, Ability to control natural light, Production of light, physics of generation of light, Properties of light, Quantification and Measurement of light.

- **Content delivery methods:**

Chalk and talk, power point presentation

- **Assessment Methods:**

Theoretical Questions related to above contents

Unit-2 Light Sources and Electrical Control of Light Sources

(05 Hrs.)

- **Unit contents:**

Light Sources- Lamp materials: Filament, glass, ceramics, gases, phosphors and other metals and nonmetals. Discharge Lamps: Theory of gas Discharge phenomena, lamp design considerations, characteristics of low- and high-pressure mercury and Sodium vapour lamps, Low Vapour Pressure discharge lamps -

Control of Light Sources Photometric Control of Light Sources and their Quantification: Types of Luminaries, factors to be considered for designing luminaries Types of lighting fixtures. Optical control schemes, design procedure of reflecting and refracting type of luminaries.

Content delivery methods:

Chalk and talk, power point presentation

Assessment Methods:

Theoretical Questions related to above contents

Unit-3 Design Considerations for illumination schemes

(05 Hrs.)

Unit contents:

Zonal cavity method for general lighting design, determination for zonal cavities and different shaped ceilings using COU (coefficient of utilization), beam angles and polar diagrams. Factors to be considered for design of indoor illumination scheme

Content delivery methods:

Chalk and talk, power point presentation

Assessment Methods:

Theoretical Questions related to above contents

SECTION-II

Unit-4 Design of lighting schemes

(05 Hrs.)

- **Unit contents:**

Indoor illumination design for following installations Residential (Numerical) Educational institute Commercial installation Hospitals Industrial lighting Special purpose lighting schemes Decorative lighting Theatre lighting Aquarium, swimming pool lighting

- **Content delivery methods:**

Chalk and talk, power point presentation

- **Assessment Methods:**

Theoretical Questions related to above contents

Unit- 5 Modern trends in illumination

(05 Hrs.)

- **Unit contents:**

LED luminary designs

Intelligent LED fixtures

Optical fiber, its construction as a light guide, features and applications

- **Content delivery methods:**

Chalk and talk, power point presentation

- **Assessment Methods:**

Theoretical Questions related to above contents

Text Books:

1. H. S. Mamak, “Book on Lighting”, Publisher International lighting Academy.
2. Joseph B. Murdoch, “Illumination Engineering from Edison’s Lamp to Lasers” Publisher -York, PA : Visions Communications
3. M. A. Cayless, A. M. Marsden, “Lamps and Lighting”, Publisher-Butterworth Heinemann (ISBN 978-0-415-50308-2)
4. Designing with light: Lighting Handbook., Anil Valia; Lighting System 2002

Reference Books:

1. BIS, IEC Standards for Lamps, Lighting Fixtures and Lighting”, Manak Bhavan, New Delhi.
2. “IES Lighting Handbook”, (Reference Volume 1984), Illuminating Engineering Society of North America.
3. IESNA lighting Handbook., Illuminating Engineering Society of North America 9th edition 2000
4. “IES Lighting Handbook”, (Application Volume 1987), Illuminating Engineering Society of North America
5. Organic Light Emitting Diodes (OLEDs): Materials, Devices and Applications, Alastair Buckley, University of Sheffield, UK, ISBN: 978-0-85709-425-4



Punyashlok Ahilyadevi Holkar Solapur University, Solapur
B.Tech. Electrical Engineering
Semester-II
SELF-LEARNING MODULE--IV
(EL 422.4)

Teaching Scheme
Theory: -2 Credits

Examination Scheme
ESE – 50 Marks

Students can select & enroll for an approved minimum eight-week technical course from various NPTEL/SWAYAM technical courses, Or any other approved MOOC platform, complete its assignments and appear for certificate examination conducted by NPTEL, SWAYAM Or respective MOOC platforms.

BOS Chairman / Coordinator will announce the list of approved NPTEL/MOOC online courses/areas of minimum eight weeks duration for 'Self Learning Module-III' from the available NPTEL/SWAYAM/MOOC courses and will make them available to students through the University website.

List of approved NPTEL/MOOC online courses/areas of minimum eight weeks duration based on following topics

- Electric Vehicles
- Renewable energy
- Automation and Robotics
- Artificial intelligence
- Machine Learning and Deep Learning
- Sustainable Power System
- Advance Power Electronic and Control
- Design of Photovoltaic system
- Advance Electrical Drives
- Research Methodology